

A STUDY OF T-AVOIDING ELEMENTS OF COXETER GROUPS

By Taryn Laird

A Thesis

Submitted in Partial Fulfillment
of the Requirements for the Degree of
Master of Science
in Mathematics

Northern Arizona University

May 2016

Approved:

Dana Ernst, Ph.D., Chair

Michael Falk, Ph.D.

Nándor Sieben, Ph.D.

ABSTRACT

A STUDY OF T-AVOIDING ELEMENTS OF COXETER GROUPS

TARYN LAIRD

Kazhdan–Lusztig polynomials arise in the context of Hecke algebras associated to Coxeter groups. The computation of these polynomials is very difficult for examples even in relatively small groups. Motivated by a desire to understand the Kazhdan–Lusztig theory of the Hecke algebra of the underlying Coxeter group, R.M. Green classified the so-called star reducible Coxeter groups, which have the property that all fully commutative elements (in the sense of Stembridge) can be sequentially reduced via star operations to a product of commuting generators. It turns out that in some Coxeter groups there are elements, called T-avoiding elements, which cannot be systematically dismantled in this way. More specifically an element w is called T-avoiding if w does not have a reduced expression beginning or ending with a pair of non-commuting generators. Clearly, a product of commuting generators is trivially T-avoiding. However, sometimes there are more interesting non-trivially T-avoiding elements. A natural question is *which Coxeter groups have non-trivially T-avoiding elements?* Computation of Kazhdan–Lusztig polynomials involving the non-trivially T-avoiding elements is difficult in general. However, having an understanding of the T-avoiding elements provides valuable information about possible obstructions to determining the Kazhdan–Lusztig polynomials. In this thesis we begin by summarizing the previously known results regarding T-avoiding elements in certain Coxeter groups and then classify the T-avoiding elements in Coxeter groups of types B_n and \tilde{C}_n .

Contents

List of Figures	iv
Chapter 1 Preliminaries	1
1.1 Introduction	1
1.2 Coxeter Systems	2
1.3 Fully Commutative Elements	8
1.4 Heaps	9
Chapter 2 Star Reductions and Property T	15
2.1 Star Reductions	15
2.2 Property T	18
2.3 Non-Cancellable Elements	20
Chapter 3 T-Avoiding Elements in Coxeter groups of Types $\tilde{A}_n, A_n, D_n, F_n,$ and $I_2(m)$	24
3.1 Types \tilde{A}_n and A_n	24
3.2 Type D_n	25
3.3 Type F_n	26
3.4 Type $I_2(m)$	29
Chapter 4 T-Avoiding Elements in Coxeter groups of Types \tilde{C}_n and B_n	31
4.1 T-Avoiding Elements in Coxeter Groups of Type \tilde{C}_n	31
4.2 T-Avoiding Elements of Type B_n	54
Chapter 5 Characterization of Property T in Coxeter systems of Type B_n	55
5.1 Combinatorial Tools	55
5.2 Signed Consecutive Patterns and Property T	57
5.3 Future Work	63
Bibliography	64

List of Figures

1.1	Examples of a few Coxeter graphs.	4
1.2	Irreducible finite Coxeter systems.	6
1.3	Irreducible affine Coxeter systems.	7
1.4	Irreducible FC-finite Coxeter systems.	10
1.5	Labeled Hasse diagram for the heap of an element in $\text{FC}(\tilde{C}_6)$	11
1.6	A lattice point representation for the heap of an FC element in $W(\tilde{C}_6)$	12
1.7	Two heaps of a non-FC element in $W(\tilde{C}_4)$	13
1.8	Subheap and convex subheap of the heap for an element in $W(\tilde{C}_7)$	14
1.9	Impermissible configurations for heaps of $\text{FC}(\tilde{C}_n)$	14
2.1	A visual representation of an element that is left star reducible by s with respect to t	16
2.2	Visualization of Example 2.1.1.	17
2.3	Visualization of Example 2.1.3.	17
2.4	Heap of an element with Property T.	20
2.5	Heap of a T_2 -avoiding element in $W(\tilde{C}_4)$	20
2.6	Heap of a weak star reducible element of $\text{FC}(B_4)$	21
2.7	Heap of a non-cancellable element of $\text{FC}(B_4)$	22
2.8	Heap of a sandwich stack in $\text{FC}(\tilde{C}_n)$ for n odd.	22
2.9	Heap of a sandwich stack in $\text{FC}(\tilde{C}_n)$ for n odd.	23
3.1	Visual representation of a T_2 -avoiding element in $W(D_5)$	26
3.2	Heap of a single bowtie in $W(F_5)$	27
3.3	Heap of a stack of bowties in $W(F_5)$	28
3.4	Heap of a T_2 -avoiding element in $W(F_6)$	29
4.1	Pushed-down representation of a heap.	32
4.2	The subheap of w discussed in Lemma 4.1.2.	33

Chapter 1

Preliminaries

1.1 Introduction

In mathematics, one uses groups to study symmetry. In particular, a reflection group can be used to study the reflection and rotational symmetry of an object. A Coxeter group can be thought of as a generalized reflection group, where the group is generated by a set of elements of order two (i.e., reflections) and there are rules for how the generators interact with each other. Every element of a Coxeter group can be written as an expression in the generators, and if the number of generators in an expression (including multiplicity) is minimal, we say that the expression is reduced.

Kazhdan–Lusztig polynomials arise in the context of Hecke algebras associated to Coxeter groups. The computation of these polynomials is very difficult even for relatively small groups. Motivated by the desire to understand the Kazhdan–Lusztig theory of the Hecke algebra of the underlying Coxeter group, Green [8] classified the so-called star reducible Coxeter groups which have the property that all fully commutative elements (in the sense of Stembridge) can be sequentially reduced via star operations to a product of commuting generators.

It turns out that in some Coxeter groups there are elements, called T-avoiding elements, which cannot be systematically dismantled in the way described above. More specifically an element w is called *T-avoiding* if w does not have a reduced expression beginning or ending with a pair of non-commuting generators. Clearly, a product of commuting generators is trivially T-avoiding. However, sometimes there are more interesting T-avoiding elements, which we will refer to as type 2 T-avoiding elements.

Our interest in T-avoiding elements is motivated by a desire to compute Kazhdan–Lusztig polynomials, denoted $P_{x,w}$, where x and w are elements of a fixed Coxeter group. A bound on the degree of $P_{x,w}$ is known, but in general it is not known when this bound is achieved. Of particular interest are the coefficients $\mu(x, w)$ that appear when the maximum degree of $P_{x,w}$

is attained. The polynomials $P_{x,w}$ and coefficients $\mu(x,w)$ are determined through recurrence relations, however no closed form is known for calculating either in an efficient matter. Calculations involving type 2 T-avoiding elements are generally more difficult as the descent sets of these elements have undesirable properties. In addition, knowing which elements are T-avoiding often provides us with the base case for inductive arguments involving star operations.

In his PhD thesis [7], Gern classified the T-avoiding elements in Coxeter groups of type D_n . Unlike in types A_n and B_n , it turns out that the classification in type D_n includes type 2 T-avoiding elements. The T-avoiding elements are rich in combinatorics and are interesting in their own right. The focus of this thesis is classifying T-avoiding elements in certain Coxeter groups.

This thesis is organized as follows. After necessary background information is presented in Section 1.2, we introduce the class of fully commutative elements in Section 1.3. Next in Section 1.4 we discuss a visual representation for elements of Coxeter groups, called heaps. In Section 2.1, we introduce the concept of a star reduction and star reducible Coxeter groups and in Section 2.2 we formally introduce the notion of a T-avoiding element. In Section 2.3 we define non-cancellable elements in Coxeter groups, as well as remark upon a specific family of non-cancellable elements in $W(\tilde{C}_n)$ when n is odd. We then state classifications and conjectures regarding T-avoiding elements in several Coxeter groups in Chapter 3. All of the results in Chapter 3, barring Section 3.4, are previously known. Chapter 4 contains the main results of this thesis, namely the classification of T-avoiding elements in Coxeter groups of types \tilde{C}_n and B_n , which are new results. Section 5.1 introduces signed permutations and signed patterns in the context of Coxeter systems of type B_n . We characterize Property T and T-avoiding in Coxeter systems of type B_n in terms of consecutive signed patterns in Section 5.2. We conclude with some open questions in Section 5.3.

1.2 Coxeter Systems

A *Coxeter system* is a pair (W, S) consisting of a finite set S of generating involutions and a group W , called a *Coxeter group*, with presentation

$$W = \langle S \mid (st)^{m(s,t)} = e \rangle,$$

where e is the identity, $m(s, t) = 1$ if and only if $s = t$, and $m(s, t) = m(t, s) \geq 2$ for $s \neq t$. If there is no relation between $s, t \in S$, then we define $m(s, t) = \infty$. However, in this thesis we assume that all $m(s, t)$ are finite. It turns out that the elements of S are distinct as group elements and that $m(s, t)$ is the order of st [9]. We call $m(s, t)$ the *bond strength* of s and t .

Since s and t are elements of order 2, the relation $(st)^{m(s,t)} = e$ can be rewritten as

$$\underbrace{sts \cdots}_{m(s,t)} = \underbrace{tst \cdots}_{m(s,t)} \quad (1.1)$$

with $m(s,t) \geq 2$ factors. If $m(s,t) = 2$, then $st = ts$ is called a *commutation relation*. Otherwise, if $m(s,t) \geq 3$, then the relation in (1.1) is called a *braid relation*. The replacement

$$\underbrace{sts \cdots}_{m(s,t)} \mapsto \underbrace{tst \cdots}_{m(s,t)}$$

will be referred to as a *commutation* if $m(s,t) = 2$ and a *braid move* if $m(s,t) \geq 3$.

We can represent a Coxeter system (W, S) with a *Coxeter graph* Γ having

- (1) vertex set S and
- (2) edges $\{s, t\}$ for each $m(s, t) \geq 3$.

Each edge $\{s, t\}$ is labeled with its corresponding bond strength. Since $m(s, t) = 3$ occurs frequently, it is customary to omit this label. Note that s and t are not connected by an edge in the graph if and only if $m(s, t) = 2$. There is a one-to-one correspondence between Coxeter systems and Coxeter graphs. That is, given a Coxeter graph Γ , we can uniquely reconstruct the corresponding Coxeter system. If (W, S) is a Coxeter system with corresponding Coxeter graph Γ , we may denote the Coxeter group as $W(\Gamma)$ and the generating set as $S(\Gamma)$ for clarity. Also, the Coxeter system (W, S) is said to be *irreducible* if and only if Γ is connected. If the graph Γ is disconnected, the connected components correspond to factors in a direct product of the corresponding Coxeter groups [9]. The Coxeter graphs given in Figure 1.1 correspond to the Coxeter systems that will be primarily addressed in this thesis.

Example 1.2.1.

- (a) The Coxeter system of type A_n is given by the graph in Figure 1.1(a). We can construct the corresponding Coxeter group $W(A_n)$ with generating set $S(A_n) = \{s_1, s_2, \dots, s_n\}$ and defining relations

- (1) $s_i^2 = e$ for all i ;
- (2) $s_i s_j = s_j s_i$ when $|i - j| > 1$;
- (3) $s_i s_j s_i = s_j s_i s_j$ when $|i - j| = 1$.

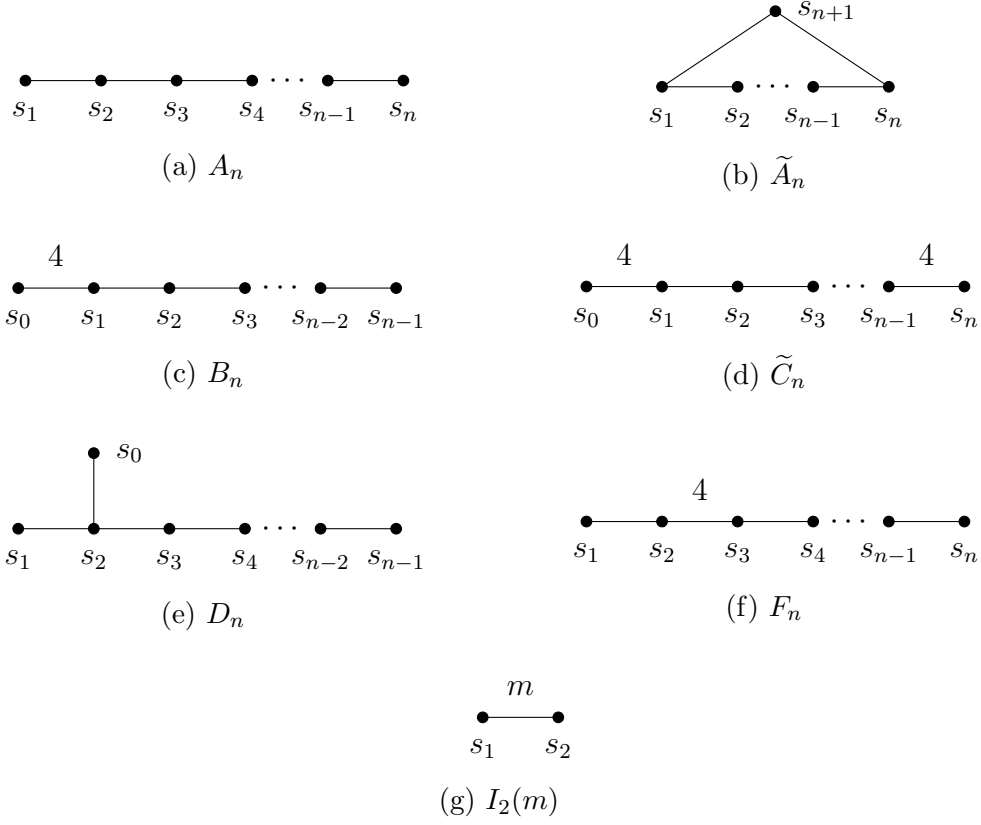


Figure 1.1: Examples of a few Coxeter graphs.

The Coxeter group $W(A_n)$ is isomorphic to the symmetric group Sym_{n+1} under the correspondence $s_i \mapsto (i, i + 1)$, where $(i, i + 1)$ is the adjacent transposition that swaps i and $i + 1$.

(b) The Coxeter system of type B_n is given by the graph in Figure 1.1(c). We can construct the corresponding Coxeter group $W(B_n)$ with generating set $S(B_n) = \{s_0, s_1, \dots, s_{n-1}\}$ and defining relations

- (1) $s_i^2 = e$ for all i ;
- (2) $s_i s_j = s_j s_i$ when $|i - j| > 1$;
- (3) $s_i s_j s_i = s_j s_i s_j$ when $|i - j| = 1$ for $i, j \in \{1, 2, \dots, n - 1\}$;
- (4) $s_0 s_1 s_0 s_1 = s_1 s_0 s_1 s_0$.

The Coxeter group $W(B_n)$ is isomorphic to the group, Sym_n^B , of signed permutations on the set $\{1, 2, \dots, n\}$. We discuss Sym_n^B in more detail in Section 5.1.

- (c) The Coxeter system of type \tilde{C}_n is given by the graph in Figure 1.1(d). We can construct the corresponding Coxeter group $W(\tilde{C}_n)$ with generating set $S(\tilde{C}_n) = \{s_0, s_1, \dots, s_n\}$ and defining relations

- (1) $s_i^2 = e$ for all i ;
- (2) $s_i s_j = s_j s_i$ when $|i - j| > 1$ for $i \in \{0, 2, \dots, n\}$;
- (3) $s_i s_j s_i = s_j s_i s_j$ when $|i - j| = 1$ for $i \in \{1, 2, \dots, n - 1\}$;
- (4) $s_0 s_1 s_0 s_1 = s_1 s_0 s_1 s_0$;
- (5) $s_n s_{n-1} s_n s_{n-1} = s_{n-1} s_n s_{n-1} s_n$.

Note that $W(\tilde{C}_n)$ has $n + 1$ generators. It turns out that $W(\tilde{C}_n)$ is an infinite group.

The Coxeter graphs given in Figure 1.2 correspond to the collection of irreducible finite-type Coxeter systems, whose corresponding Coxeter groups are finite, while the Coxeter graphs given in Figure 1.3 are the so-called irreducible *affine Coxeter systems*, whose corresponding Coxeter groups are infinite [9]. From now on we will refer to a finite Coxeter system to be a system where $W(\Gamma)$ is finite. Note that $W(B_n)$ is one of the irreducible finite Coxeter groups, so it is finite, while $W(\tilde{C}_n)$ is one of the affine groups making it infinite. The irreducible affine Coxeter systems are unique in that if a vertex is removed along with the corresponding edges from the Coxeter graph, the newly created graph will result in a Coxeter system with a finite Coxeter group.

Given a Coxeter system (W, S) , a word $s_{x_1} s_{x_2} \cdots s_{x_m}$ in the free monoid S^* on S is called an *expression* for $w \in W$ if it is equal to w when considered as a group element. If m is minimal among all expressions for w , the corresponding word is called a *reduced expression* for w . In this case, we define the *length* of w to be $l(w) := m$. Each element $w \in W$ may have multiple reduced expressions that represent it. If we wish to emphasize a specific, possibly reduced, expression for $w \in W$ we will represent it as $\mathbf{w} = s_{x_1} s_{x_2} \cdots s_{x_m}$ (using sans serif font). If $u, v \in W$, we say that the product uv is *reduced* if $l(uv) = l(u) + l(v)$. Matsumoto's Theorem, which follows, tells us more about how reduced expressions for a given group element are related.

Proposition 1.2.2 (Matsumoto, [6]). Let (W, S) be a Coxeter system. If $w \in W$, then given a reduced expression for w we can obtain every other reduced expression for w by a sequence of braid moves and commutations of the form

$$\underbrace{sts \cdots}_{m(s,t)} \rightarrow \underbrace{tst \cdots}_{m(s,t)}$$

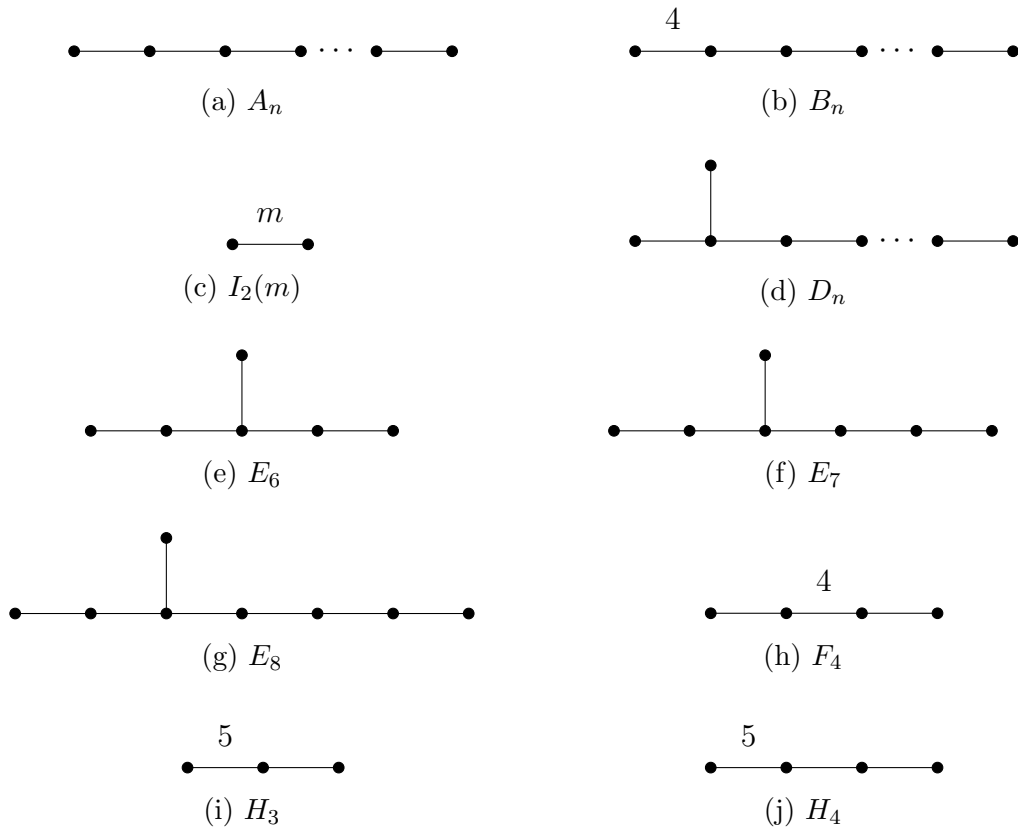


Figure 1.2: Irreducible finite Coxeter systems.

where $s, t \in S$ and $m(s, t) \geq 2$. □

It follows from Matsumoto's Theorem that if a generator s appears in a reduced expression for $w \in W$, then s appears in all reduced expressions for w . Let $w \in W$ and define the *support* of w , denoted $\text{supp}(w)$, to be the set of all generators that appear in any reduced expression for w . If $\text{supp}(w) = S$, we say that w has *full support*.

Given $w \in W$ and a fixed reduced expression \mathbf{w} for w , any subsequence of \mathbf{w} is called a *subexpression* of \mathbf{w} . We will refer to a subexpression consisting of a consecutive subsequence of \mathbf{w} as a *subword* of \mathbf{w} .

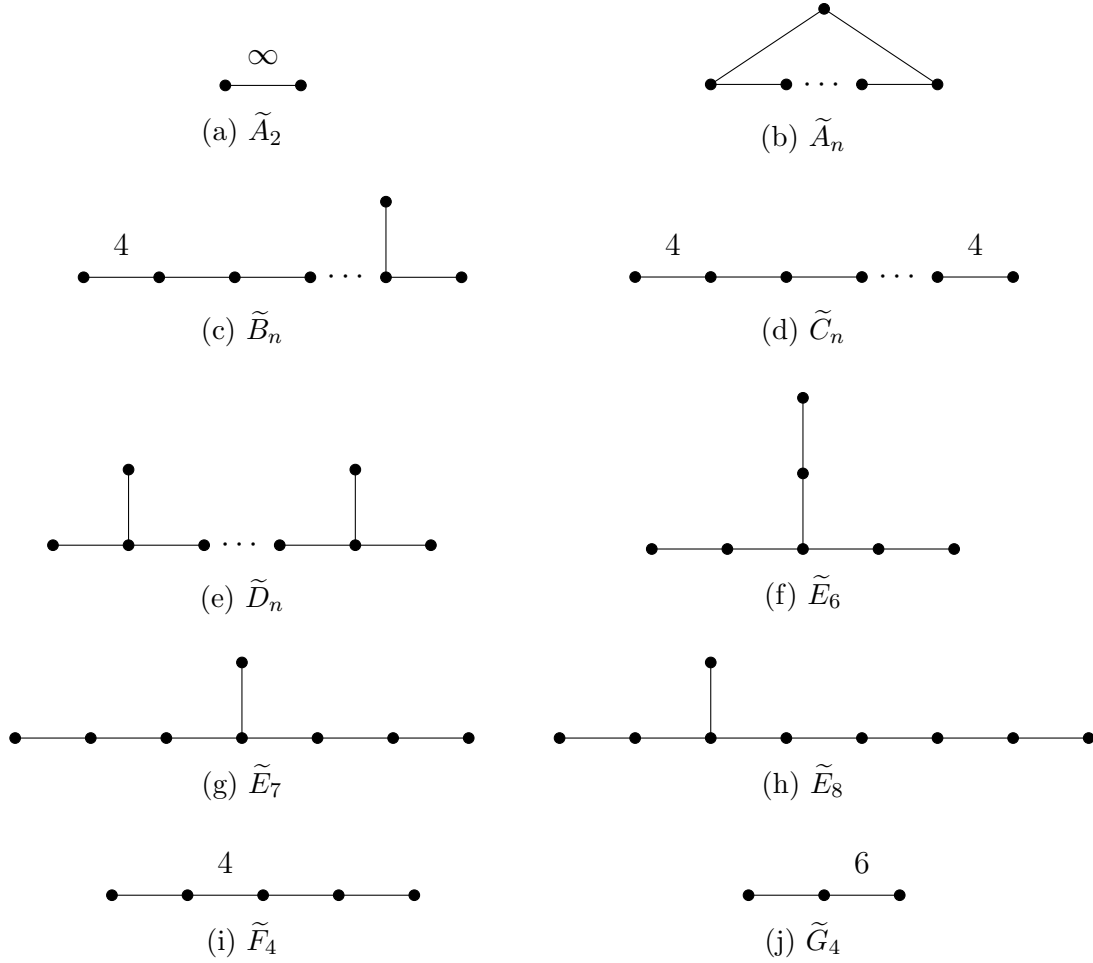


Figure 1.3: Irreducible affine Coxeter systems.

Example 1.2.3. Let $w = s_7 s_2 s_4 s_5 s_3 s_2 s_3 s_6$ be an expression for $w \in W(A_7)$. Then we have

$$\begin{aligned}
 s_7 s_2 s_4 s_5 s_3 s_2 s_3 s_6 &= s_7 s_4 s_2 s_5 s_3 s_2 s_3 s_6 \\
 &= s_7 s_4 s_5 s_2 s_3 s_2 s_3 s_6 \\
 &= s_7 s_4 s_5 s_3 s_2 s_3 s_3 s_6 \\
 &= s_7 s_4 s_5 s_3 s_2 s_6,
 \end{aligned}$$

where the purple-highlighted text corresponds to a commutation, the teal-highlighted text corresponds to a braid move, and the red-highlighted text corresponds to cancellation. This shows that the original expression w is not reduced. However, it turns out that $s_7 s_4 s_5 s_3 s_2 s_6$ is reduced. Thus, $l(w) = 6$ and $\text{supp}(w) = \{s_2, s_3, s_4, s_5, s_6, s_7\}$.

Let (W, S) be a Coxeter system and let $w \in W$. We define the *left descent set* and *right descent set* of w as follows:

$$\mathcal{L}(w) := \{s \in S \mid l(sw) < l(w)\}$$

$$\mathcal{R}(w) := \{s \in S \mid l(ws) < l(w)\}.$$

In [2] it is shown that $s \in \mathcal{L}(w)$ (respectively, $\mathcal{R}(w)$) if and only if there is a reduced expression for w that begins (respectively, ends) with s .

Example 1.2.4. The following list consists of all reduced expressions for a particular $w \in W(B_4)$:

$$\begin{array}{cc} s_0 s_1 s_2 s_1 s_3 & s_0 s_2 s_1 s_2 s_3 \\ s_0 s_1 s_2 s_3 s_1 & s_2 s_0 s_1 s_2 s_3 \end{array}$$

We see that $l(w) = 5$ and w has full support. Also, we see that $\mathcal{L}(w) = \{s_0, s_2\}$ while $\mathcal{R}(w) = \{s_1, s_3\}$.

Given a Coxeter system (W, S) , for any subset $I \subseteq S$, define W_I to be the subgroup of W generated by all $s \in I$. Such a subgroup is called a *parabolic subgroup* of W . By Section 5.5 of [9], for $I \subseteq S$, the corresponding parabolic subgroup forms a Coxeter system (W_I, I) with the given values $m(s, t)$.

1.3 Fully Commutative Elements

Let (W, S) be a Coxeter system of type Γ and let $w \in W(\Gamma)$. Following [12], we define a relation \sim on the set of reduced expressions for w . Let \mathbf{w}_1 and \mathbf{w}_2 be two reduced expressions for w . We define $\mathbf{w}_1 \sim \mathbf{w}_2$ if we can obtain \mathbf{w}_2 from \mathbf{w}_1 by applying a single commutation move of the form $st \mapsto ts$ where $m(s, t) = 2$. Now, define the equivalence relation \approx by taking the reflexive transitive closure of \sim . Each equivalence class under \approx is called a *commutation class*. If there is a single commutation class for the set of reduced expressions for w , then we say that w is *fully commutative* (FC).

The set of FC elements of $W(\Gamma)$ is denoted by $\text{FC}(\Gamma)$. Given some $w \in \text{FC}(\Gamma)$ and a starting reduced expression for w , observe that the definition of FC states that one only needs to perform commutations to obtain all reduced expressions for w , but the following result due to Stembridge [12] states that when w is FC, performing commutations is the only possible way to obtain another reduced expression for w .

Proposition 1.3.1 (Stembridge, [12]). An element $w \in \text{FC}(\Gamma)$ is FC if and only if no reduced expression for w contains $\underbrace{sts \cdots}_{m(s,t)}$ as a subword for all $m(s, t) \geq 3$. \square

In other words, w is FC if and only if no reduced expression provides the opportunity to apply a braid move. For example, in a Coxeter system of type B_n an element is FC if no reduced expression contains the subwords $s_0s_1s_0s_1$, $s_1s_0s_1s_0$, $s_k s_{k+1} s_k$, and $s_{k+1} s_k s_{k+1}$ where $0 < k \leq n - 2$. In a Coxeter system of type \tilde{C}_n , an element is FC if no reduced expression for the element contains the subwords seen above with $0 < k \leq n - 1$ and does not contain the subwords $s_{n-1} s_n s_{n-1} s_n$ and $s_n s_{n-1} s_n s_{n-1}$.

Example 1.3.2. Let $\mathbf{w}_1 = s_1 s_0 s_1 s_3 s_4 s_5 s_2 s_4 s_6$ be a reduced expression for $w \in W(\tilde{C}_6)$. Applying the commutation $s_2 s_4 \mapsto s_4 s_2$, we can obtain another reduced expression for w , namely $\mathbf{w}_2 = s_1 s_0 s_1 s_3 s_4 s_5 s_4 s_2 s_6$, which is in the same commutation class as \mathbf{w}_1 . However, applying the braid move $s_4 s_5 s_4 \mapsto s_5 s_4 s_5$, we obtain another reduced expression $\mathbf{w}_3 = s_1 s_0 s_1 s_3 s_5 s_4 s_5 s_2 s_6$. Note that since \mathbf{w}_3 was obtained by applying a braid move, \mathbf{w}_3 is in a different commutation class from \mathbf{w}_1 and \mathbf{w}_2 . Since w has at least two commutation classes, one containing \mathbf{w}_1 and \mathbf{w}_2 and another containing \mathbf{w}_3 , w is not FC by Proposition 1.3.1.

Stembridge classified the Coxeter systems whose groups contain a finite number of FC elements, the so-called *FC-finite Coxeter groups*. Both $W(A_n)$ and $W(B_n)$ are finite Coxeter groups, and thus, are FC-finite. On the other hand, $W(\tilde{C}_n)$ is infinite and happens to also contain infinitely many FC elements. There exist infinite Coxeter groups that contain finitely many FC elements. For example, $W(E_n)$ for $n \geq 9$ (see Figure 1.4) is infinite, but contains only finitely many FC elements.

Proposition 1.3.3 (Stembridge, [12]). The irreducible FC-finite Coxeter systems are of type A_n with $n \geq 1$, B_n with $n \geq 2$, D_n with $n \geq 4$, E_n with $n \geq 6$, F_n with $n \geq 4$, H_n with $n \geq 3$, and $I_2(m)$ with $5 \leq m < \infty$. \square

The irreducible FC-finite Coxeter graphs are given in Figure 1.4. Note that the irreducible finite Coxeter systems given in Figure 1.2 certainly have only a finite number of FC elements. So the irreducible FC-finite Coxeter systems contain the irreducible finite Coxeter systems. However, notice there are a few graphs in Figure 1.2 that we have not yet encountered. Specifically, we have not yet encountered the Coxeter groups determined by graphs in Figures 1.4(d) for $n \geq 9$, 1.4(e) for $n \geq 5$, 1.4(f) for $n \geq 5$. All of these Coxeter systems have corresponding infinite groups for sufficiently large n , yet contain only finitely many FC elements.

1.4 Heaps

We now discuss a visual representation of Coxeter group elements. Each reduced expression can be associated with a labeled partially ordered set (poset) called a heap. Heaps provide

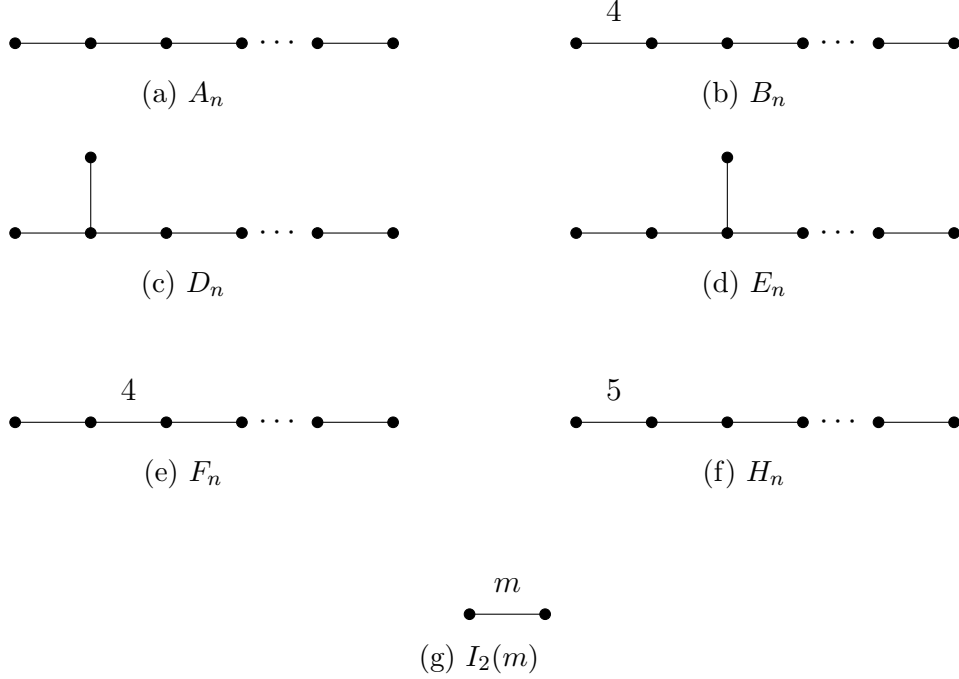


Figure 1.4: Irreducible FC-finite Coxeter systems.

a visual representation of a reduced expression while preserving the relations among the generators. We follow the development of heaps for straight-line Coxeter groups found in [1], [3], and [12].

Let (W, S) be a Coxeter system of type Γ . Suppose $\mathbf{w} = s_{x_1} s_{x_2} \cdots s_{x_r}$ is a fixed reduced expression for $w \in W(\Gamma)$. As in [12], we define a partial ordering on the indices $\{1, 2, \dots, r\}$ by the transitive closure of the relation \prec defined via $j \prec i$ if $i < j$ and s_{x_i} and s_{x_j} do not commute. In particular, since \mathbf{w} is reduced, $j \prec i$ if $s_{x_i} = s_{x_j}$ by transitivity. This partial order is referred to as the *heap* of \mathbf{w} , where i is labeled by s_{x_i} . Note that for simplicity we are omitting the labels of the underlying poset yet retaining the labels of the corresponding generators.

It follows from [12] that heaps are well-defined up to commutation class. That is, given two reduced expressions \mathbf{w}_1 and \mathbf{w}_2 for $w \in W$ that are in the same commutation class, the heaps for \mathbf{w}_1 and \mathbf{w}_2 will be equal. In particular, if $w \in \text{FC}(\Gamma)$, then w has one commutation class, and Thus, w has a unique heap. Conversely, if \mathbf{w}_1 and \mathbf{w}_2 are in different commutation classes, then the heap of \mathbf{w}_1 will be distinct from the heap of \mathbf{w}_2 .

Example 1.4.1. Let $\mathbf{w} = s_6 s_4 s_2 s_5 s_3 s_1 s_4 s_0 s_1$ be a reduced expression for $w \in \text{FC}(\tilde{C}_6)$. We see that \mathbf{w} is indexed by $\{1, 2, 3, 4, 5, 6, 7, 8, 9\}$. As an example, $9 \prec 8$ since $8 < 9$ and s_0 and

s_1 do not commute. The labeled Hasse diagram for the heap poset is seen in Figure 1.5.

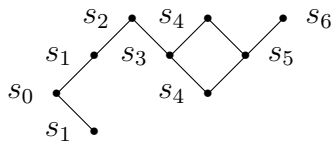


Figure 1.5: Labeled Hasse diagram for the heap of an element in $\text{FC}(\tilde{C}_6)$.

Let w be a reduced expression for an element $w \in W(\tilde{C}_n)$. As in [1] and [3] we can represent a heap of w as a set of lattice points embedded in $\{0, 1, 2, \dots, n\} \times \mathbb{N}$. To do so, we assign coordinates (not unique) $(x, y) \in \{0, 1, 2, \dots, n\} \times \mathbb{N}$ to each entry of the labeled Hasse diagram for the heap of w in such a way that:

- (1) An entry with coordinates (x, y) is labeled s_i (or i) in the heap if and only if $x = i$;
- (2) If an entry with coordinates (x, y) is greater than an entry with coordinates (x', y') in the heap then $y > y'$.

Although the above is specific to $W(\tilde{C}_n)$, the same construction works for any straight-line Coxeter graph with the appropriate adjustments made to the label set and assignment of coordinates. Specifically, for type A_n our label set is $\{1, 2, \dots, n\}$ and for type B_n our label set is $\{0, 1, \dots, n - 1\}$.

In the case of any straight-line Coxeter graph, it follows from the definition that (x, y) covers (x', y') in the heap if and only if $x = x' \pm 1$, $y' < y$, and there are no entries (x'', y'') such that $x'' \in \{x, x'\}$ and $y' < y'' < y$. This implies that we can completely reconstruct the edges of the Hasse diagram and the corresponding heap poset from a lattice point representation. The lattice point representation can help us visualize arguments that are potentially complex. Note that in our heaps the entries fully exposed to the top (respectively, bottom) correspond to the generators occurring in the left (respectively, right) descent set of the corresponding reduced expression.

Let w be a reduced expression for $w \in W(\tilde{C}_n)$. We denote the lattice point representation of the heap poset in $\{0, 1, 2, \dots, n\} \times \mathbb{N}$ described in the preceding paragraphs via $H(w)$. If w is FC, then the choice of reduced expression for w is irrelevant and we will often write $H(w)$ and we refer to $H(w)$ as the heap of w . Note that we will use the same notation for heaps in Coxeter groups of all types with straight-line Coxeter graphs.

Let $w = s_{x_1} s_{x_2} \cdots s_{x_r}$ be a reduced expression for $w \in W(\tilde{C}_n)$. If s_{x_i} and s_{x_j} are adjacent generators in the Coxeter graph with $i < j$, then we must place the point labeled by s_{x_i} at

a level that is *above* the level of the point labeled by s_{x_j} . Because generators in a Coxeter graph that are not adjacent do commute, points whose x -coordinates differ by more than one can slide past each other or land in the same level. To emphasize the covering relations of the lattice point representation we will enclose each entry in the heap in a square with rounded corners (called a block) in such a way that if one entry covers another the blocks overlap halfway. In addition, we will also label each square for s_i with i .

There are potentially many ways to illustrate a heap of an arbitrary reduced expression, each differing by the vertical placement of the blocks. For example, we can place blocks in vertical positions as high as possible, as low as possible, or some combination of low/high. In this thesis, we choose what we view to be the best representation of the heap of each example and when illustrating the heaps of arbitrary reduced expressions we will discuss the relative position of the entries but never the absolute coordinates.

We say that a block in the heap for a reduced expression is *fully exposed* to the top (respectively, bottom) to mean that the top (respectively, bottom) edge of a heap block is not covered by any blocks above (respectively, below) in the heap. That is, there are no blocks that cover part of the top or bottom edge of the heap. Since there are multiple heap representations when $w \in W(\Gamma)$ is not FC, it is possible that a block that is fully exposed in one heap may not be fully exposed in a different heap representing w .

Example 1.4.2. Let $\mathbf{w} = s_6s_4s_2s_5s_3s_1s_4s_0s_1$ be a reduced expression for $w \in \text{FC}(\tilde{C}_6)$ as seen in Example 1.4.1. Figure 1.6 shows a possible lattice point representation for $H(\mathbf{w})$. Since w is FC this is the unique heap representation for w . Because \mathbf{w} has a unique heap, we can obtain $\mathcal{L}(w)$ (respectively, $\mathcal{R}(w)$) from the blocks that are fully exposed to the top (respectively, bottom) of the heap. We see that $\mathcal{L}(w) = \{s_2, s_4, s_6\}$ and $\mathcal{R}(w) = \{s_1, s_4\}$.

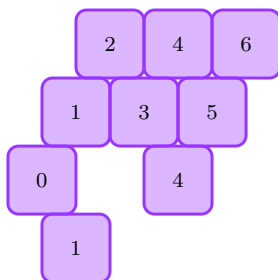


Figure 1.6: A lattice point representation for the heap of an FC element in $W(\tilde{C}_6)$.

Example 1.4.3. Let $\mathbf{w}_1 = s_0s_2s_4s_3s_2s_1$ be a reduced expression for $w \in W(\tilde{C}_4)$. Applying the commutation move $s_2s_4 \mapsto s_4s_2$, we can obtain another reduced expression for w , namely $\mathbf{w}_2 = s_0s_4s_2s_3s_2s_1$, which is in the same commutation class as \mathbf{w}_1 , and hence has the

same heap. However, applying the braid move $s_2s_3s_2 \mapsto s_3s_2s_3$, we obtain another reduced expression $\mathbf{w}_3 = s_0s_4s_3s_2s_3s_1$. Note that since \mathbf{w}_3 was obtained by applying a braid move, \mathbf{w}_3 is in a different commutation class than \mathbf{w}_1 and \mathbf{w}_2 . Representations of $H(\mathbf{w}_1)$, $H(\mathbf{w}_2)$, and $H(\mathbf{w}_3)$ are seen in Figure 1.7, where the braid relation is colored in teal. From the heaps we see that $\mathcal{L}(w) = \{s_0, s_2, s_4\}$ and $\mathcal{R} = \{s_1, s_3\}$. However, if we only had one heap or the other, we would miss some elements in the left and right descent sets as s_3 is not fully exposed to the bottom of the heap in Figure 1.7(a) and s_2 is not fully exposed to the top of the heap in Figure 1.7(b).

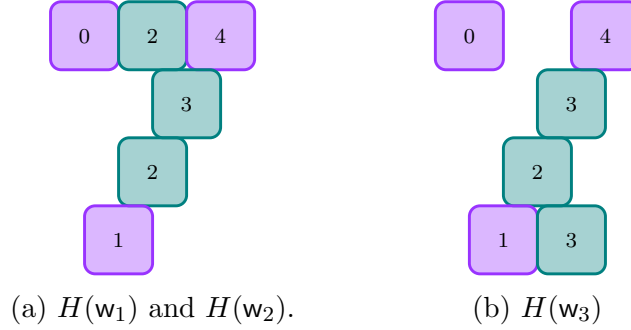


Figure 1.7: Two heaps of a non-FC element in $W(\tilde{C}_4)$.

As for expressions, it will be helpful to have the notion of a subheap. Let $\mathbf{w} = s_{x_1}s_{x_2}\cdots s_{x_r}$ be a reduced expression for $w \in W(\Gamma)$. We define a heap H' to be a *subheap* of $H(\mathbf{w})$ if $H' = H(\mathbf{w}')$ where $\mathbf{w}' = s_{y_1}s_{y_2}\cdots s_{y_k}$ is a subexpression of \mathbf{w} . We emphasize that the subexpression need not be a subword (i.e., a consecutive subexpression).

Recall that a subposet Q of P is called *convex* if $y \in Q$ whenever $x < y < z$ in P and $x, z \in Q$. We will refer to a subheap as a *convex subheap* if the underlying subposet is convex.

Example 1.4.4. Let $\mathbf{w} = s_3s_2s_1s_2s_5s_4s_6s_5$ be a reduced expression for $w \in W(\tilde{C}_7)$. Now let $\mathbf{w}' = s_5s_4s_5$ be the subexpression of \mathbf{w} that results from deleting all but the fifth, sixth, and last generators of \mathbf{w} . Then the subheap $H(\mathbf{w}')$ is seen in Figure 1.8(a). However, $H(\mathbf{w}')$ is not convex since there is an entry in $H(w)$ labeled by s_6 occurring between the two consecutive occurrences of s_5 that does not occur in $H(\mathbf{w}')$. However, if we do include the entry labeled by s_6 , then we get the subheap seen in Figure 1.8(b), which is convex.

It will be extremely useful for us to be able to quickly determine whether a heap corresponds to an element in $\text{FC}(B_n)$ or $\text{FC}(\tilde{C}_n)$. The next proposition is a special case of [12, Proposition 3.3] and follows easily when one considers the consecutive subwords that are impermissible in reduced expressions for elements in $\text{FC}(B_n)$ and $\text{FC}(\tilde{C}_n)$ as discussed in Section 1.3.



Figure 1.8: Subheap and convex subheap of the heap for an element in $W(\tilde{C}_7)$.

Proposition 1.4.5. Let (W, S) be a Coxeter system of type \tilde{C}_n . If $w \in \text{FC}(\tilde{C}_n)$, then $H(w)$ cannot contain any of the configurations seen in Figure 1.9, where $0 < k < n - 1$ and we use a square with a dotted boundary to emphasize that no element of the heap may occupy the corresponding position. \square

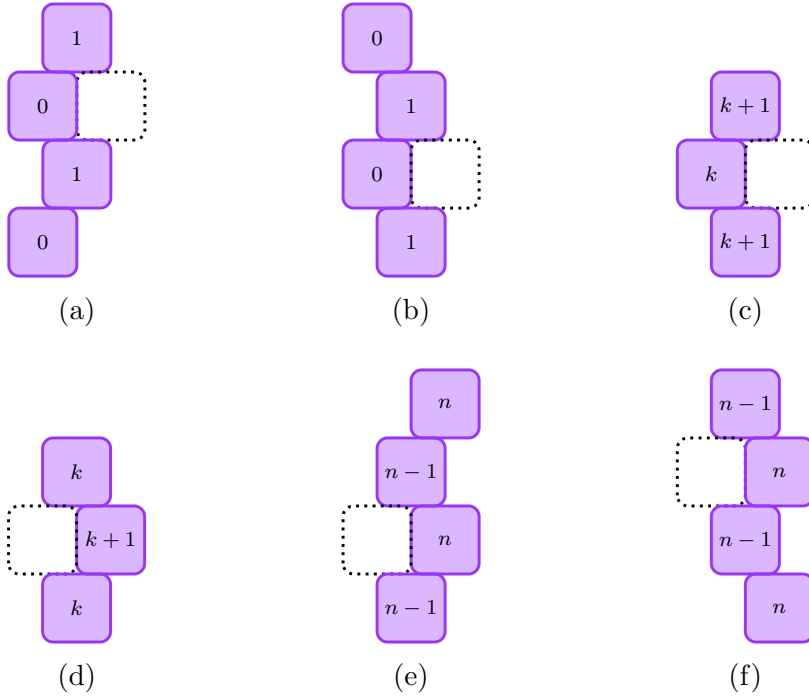


Figure 1.9: Impermissible configurations for heaps of $\text{FC}(\tilde{C}_n)$.

Since $W(B_n)$ is a parabolic subgroup of $W(\tilde{C}_n)$, we can use Figure 1.9 to classify the impermissible configurations for elements of $\text{FC}(B_n)$. In particular, the impermissible configurations for elements of $\text{FC}(B_n)$ are those seen in Figures 1.9(a), 1.9(b), 1.9(c), and 1.9(d).

Chapter 2

Star Reductions and Property T

2.1 Star Reductions

The notion of a star operation was originally introduced by Kazhdan and Lusztig in [10] for simply-laced Coxeter systems (i.e., $m(s, t) \leq 3$ for all $s, t \in S$), and was later generalized to all Coxeter systems in [11]. If $I = \{s, t\}$ is a pair of non-commuting generators of a Coxeter group W , then I induces four partially defined maps from W to itself, known as *star operations*. A star operation, when it is defined, increases or decreases the length of an element to which it is applied by 1. For our purposes it is enough to only define the star operations that decrease the length of an element by 1, and as a result we will not develop the notion in full generality.

Let (W, S) be a Coxeter system of type Γ and let $I = \{s, t\} \subseteq S$ be a pair of generators with $m(s, t) \geq 3$. Let $w \in W(\Gamma)$ such that $s \in \mathcal{L}(w)$. We say w is *left star reducible by s with respect to t* if $m(s, t) \geq 3$, $s \in \mathcal{L}(w)$, and $t \in \mathcal{L}(sw)$. We analogously define w to be *right star reducible by s with respect to t* . Observe that w is left (respectively, right) star reducible if and only if $w = stu$ (respectively, $w = uts$), where the product on the right hand side of the equation is reduced with $u \in W(\Gamma)$ and $m(s, t) \geq 3$. We say that w is *star reducible* if it is either left or right star reducible.

Example 2.1.1. Let $w = s_0s_1s_0s_2$ be a reduced expression for $w \in W(B_3)$. We see that w is left star reducible by s_0 with respect to s_1 to $s_1s_0s_2$ since $m(s_0, s_1) = 4$ and $s_0 \in \mathcal{L}(w)$ while $s_1 \in \mathcal{L}(s_0w)$. Notice that w is FC and $\mathcal{R}(w) = \{s_2, s_0\}$ since s_0 and s_2 commute. We see that $ws_2 = s_0s_1s_0$ and $ws_0 = s_0s_1s_2$. Note that in both instances $s_1 \notin \mathcal{R}(ws_2) = \{s_0\}$ and $s_1 \notin \mathcal{L}(ws_0) = \{s_2\}$. Because of this w is not right star reducible.

It may be helpful to visualize star reductions in terms of heaps. Let (W, S) be a Coxeter system with straight-line Coxeter graph Γ and let $I = \{s, t\} \subseteq S$ be a pair of generators with $m(s, t) \geq 3$. Suppose w is left star reducible by s with respect to t . Then there exists a heap

for some reduced expression of w where the block for s is fully exposed to the top such that removing the block for s off of the top allows for t to now be fully exposed to the top of the heap. Similarly, if w is right star reducible by s with respect to t , then there exists a heap for some reduced expression of w where the block for s is fully exposed to the bottom of the heap such that removing the block for s off the bottom allows for t to now be fully exposed to the bottom. Conversely, if a heap of $w \in W(\Gamma)$ has this property, then w is star reducible. In Figure 2.1 we see the top portion of two possible heap representations of an element that is left star reducible by s with respect to t , where the dotted square indicates that no block may occupy this position. Notice that flipping the heap upside down in Figure 2.1 will result in a heap that is right star reducible.



Figure 2.1: A visual representation of an element that is left star reducible by s with respect to t .

The following example utilizes heaps to show that an element is star reducible.

Example 2.1.2. Let $w = s_0s_1s_0s_2$ be a reduced expression for $w \in W(B_4)$. Note that w is FC. By Example 2.1.1 we know that w is left star reducible by s_0 with respect to s_1 . In Figure 2.2(a), we see the heap of w . Notice that the block for s_0 is fully exposed to the top of the heap. Removing the block for s_0 gives the heap in Figure 2.2(b). Notice that the block for s_1 is now fully exposed to the top of the heap. Hence, w is left star reducible by s_0 with respect to s_1 . However, notice that the blocks for s_0 and s_2 are fully exposed to the bottom. In removing either of these blocks individually we are unable to fully expose s_1 to the bottom. Thus, we can see that w is not right star reducible.

It is important to note that for non-FC group elements, when we are evaluating for star reducibility we must consider all heap representations for the element before concluding that it is not star reducible. That is, if w is not FC, then we are not be able to say that w is not star reducible when viewing a single heap as there could be a different heap for w in which we are able to fully expose a block that was previously blocked in a different heap.

Example 2.1.3. Let $w = s_3s_1s_2s_1s_0s_1s_3s_0s_2s_4$ be a reduced expression for $w \in W(\tilde{C}_3)$. The heap of w is given in Figure 2.3(a), where we have highlighted a braid in teal. Notice that this heap appears to not be star reducible since if we were to remove the block for s_1



Figure 2.2: Visualization of Example 2.1.1.

or s_3 individually we would not fully expose s_2 to the top of the heap. The same goes for attempting to fully expose blocks in the bottom of the heap. However, when we perform the braid move, resulting in the heap seen in Figure 2.3(b), it is now obvious that the element is star reducible. Thus, when considering a non-FC element for star reducibility via the heap, it is very important to consider all heaps for that element.

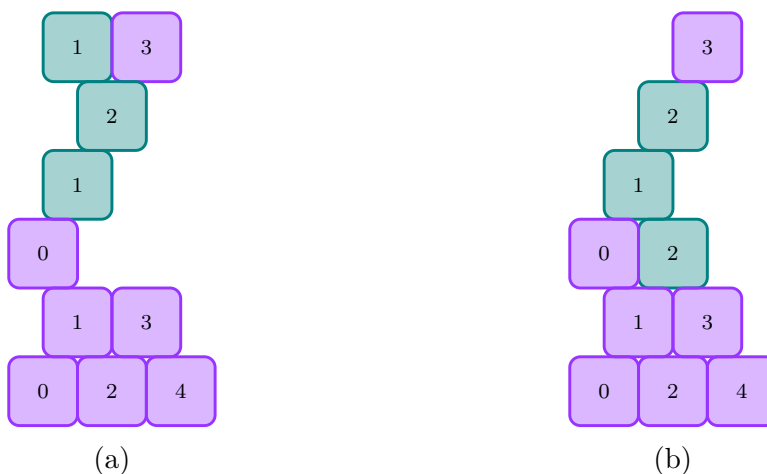


Figure 2.3: Visualization of Example 2.1.3.

We say that $w \in W(\Gamma)$ is *star reducible to a product of commuting generators* if there is a sequence

$$w_1 = w \mapsto w_2 \mapsto \cdots \mapsto w_n$$

where for each $1 \leq i \leq n$, w_i is left star reducible or right star reducible to w_{i+1} with respect to some pair $\{s_i, t_i\}$, and w_n is a product of commuting generators. Using the notion of star reduction we are now able to introduce the concept of a star reducible Coxeter group. Let (W, S) be a Coxeter group of type Γ . We say that (W, S) or $W(\Gamma)$ is *star reducible* if every

element of $\text{FC}(\Gamma)$ is star reducible to a product of commuting generators. Notice that we are restricting to just the FC elements in $W(\Gamma)$. Visually a star reducible Coxeter group can be thought of in the following way. Given a heap for an element in $\text{FC}(\Gamma)$, we are able to systematically remove fully exposed blocks from the top or bottom of the heap and at each step have a block that was previously not fully exposed become fully exposed until we are left with a heap that can be drawn as a single row.

In [8], Green classified all star reducible Coxeter groups.

Proposition 2.1.4 (Green, [8]). Let (W, S) be a Coxeter system of type Γ . Then (W, S) is star reducible if and only if each component of Γ is either a complete graph with labels $m(s, t) \geq 3$ or is one of the following types: type A_n ($n \geq 1$), type B_n ($n \geq 2$), type D_n ($n \geq 4$), type F_n ($n \geq 4$), type H_n ($n \geq 2$), type $I_2(m)$ ($m \geq 3$), type \tilde{A}_n ($n \geq 3$ and n even), type \tilde{C}_n ($n \geq 3$ and n odd), type \tilde{E}_6 , or type \tilde{F}_5 . \square

2.2 Property T

In [8], Green utilizes the following theorem to help classify the star reducible Coxeter groups.

Proposition 2.2.1 (Green, [8], Theorem 4.1). Let (W, S) be a star reducible Coxeter system of type Γ , and let $w \in W$. Then one of the following possibilities occurs for some Coxeter generators s, t, u with $m(s, t) \neq 2$, $m(t, u) \neq 2$, and $m(s, u) = 2$:

- (1) w is a product of commuting generators;
- (2) w has a reduced product $w = stu$;
- (3) w has a reduced product $w = uts$;
- (4) w has a reduced product $w = sutv$. \square

Notice that Items (2) and (3) indicate an element that is left or right star reducible, respectively. Also notice that an element w that has the form of Item (1) does not meet the conditions of Items (2) and (3). In particular, w is not star reducible if it satisfies the condition of Item (1). Lastly, note that if an element w is of the form of Item (4) and not of the form of Items (2) and (3), then w is not star reducible. Note that Items (2), (3), and (4) are not mutually exclusive.

Motivated by the proposition above, we define the notions of Property T and T-avoiding. Let (W, S) be a Coxeter system of type Γ and let $w \in W$. We say that w has *Property T* if and only if there exists a reduced product for w such that $w = stu$ or $w = uts$ where $m(s, t) \geq 3$ and $u \in W$. That is, w has Property T if there exists a reduced expression for

w that begins or ends with a product of non-commuting generators. An element $w \in W(\Gamma)$ is called *T-avoiding* if w does not have Property T. This implies that a T-avoiding element is not star reducible.

Since elements that are star reducible also have Property T we already know how to visualize Property T in terms of heaps. Visually a product of commuting generators be made into a single row heap by pushing all the blocks into the same vertical position. It is clear that a single row heap will not portray the characteristic of Property T as seen in Figure 2.1 and Thus, a product of commuting generators is T-avoiding, which we state as a proposition.

Proposition 2.2.2. Let (W, S) be a Coxeter system of type Γ . If $w \in W(\Gamma)$ such that w is a product of commuting generators, then w is T-avoiding. \square

We will call the identity or an element that is a product of commuting generators *type I* T-avoiding, which we abbreviate as T_1 -avoiding. If w is T-avoiding and not a of type I, we will say that w is *type II* T-avoiding, which we abbreviate as T_2 -avoiding. It is not clear that T_2 -avoiding elements exist. Referring back to Green's classification (Proposition 2.2.1) of what elements in star reducible Coxeter groups look like, we see that Item (1) corresponds to an element w being T_1 -avoiding, Items (2) and (3) refer to the element w having Property T on the left and right, respectively and Item (4) refers to an element being T_2 -avoiding provided no reduced expression for the element exhibits Items (2) and (3). In star reducible Coxeter systems, every FC element is star reducible to a product of commuting generators, which implies that no FC element can be T_2 -avoiding in such groups. For example, as will be seen in Chapters 3 and 5, the Coxeter systems of type A_n and B_n have no T_2 -avoiding elements, while the Coxeter systems of type D_n do.

Example 2.2.3. Let $w = s_1s_3s_5$ be a reduced expression for $w \in W(A_5)$. Since w is a product of commuting generators, by Proposition 2.2.2 we know that w is T_1 -avoiding.

Example 2.2.4. Let $w_1 = s_5s_3s_2s_4s_1$ be a reduced expression for $w \in W(A_5)$. At first glance it may appear that w does not have Property T since both s_1 and s_4 commute as well as s_3 and s_5 . However, note that applying the commutation move $s_4s_2 \mapsto s_2s_4$ results in $w_2 = s_1s_2s_4s_3s_5$. Hence w has Property T since $m(s_1, s_2) = 3$ and there is a reduced expression for w that begins with s_1s_2 . In Figure 2.4 we see the heap of w . Note that we can see Property T in the bottom of the heap highlighted in orange. In addition to the orange highlighted subheap, w also has Property T with respect to s_3 and s_2 in the top of the heap, and s_4 and s_5 in the bottom of the heap.

Example 2.2.5. Let $w = s_0s_2s_4s_1s_3s_0s_2s_4$ be a reduced expression for $w \in W(\tilde{C}_4)$. The heap of w is seen in Figure 2.5. It turns out that w is FC and T_2 -avoiding. Notice that no

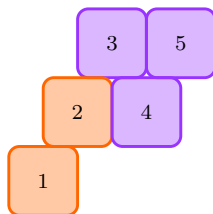


Figure 2.4: Heap of an element with Property T.

matter which single block we remove that is fully exposed to the top of the heap no new element becomes fully exposed. The same applies to the bottom of the heap. Thus, w is T_2 -avoiding.

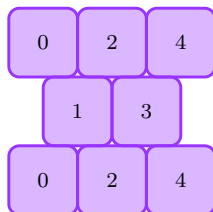


Figure 2.5: Heap of a T_2 -avoiding element in $W(\tilde{C}_4)$.

One thing to notice here is that all Coxeter groups have T_1 -avoiding elements as the identity is T_1 -avoiding and they also contain products of commuting generators, since individual elements of S are considered products of commuting generators. The more interesting T_2 -avoiding elements do not appear in all Coxeter groups. In Chapter 3 we will summarize what is known about the T -avoiding elements in Coxeter systems of types \tilde{A}_n , A_n , D_n , F_n , and $I_2(m)$, and in Chapters 5 and 4 we classify the T -avoiding elements in Coxeter systems of types B_n and \tilde{C}_n .

2.3 Non-Cancellable Elements

We now introduce the concept of weak star reducibility, which is related to the notion of cancellable in [4]. Let (W, S) be a Coxeter system of type Γ and let $I = \{s, t\} \subseteq S$ be a pair of non-commuting generators. If $w \in \text{FC}(\Gamma)$, then w is *left weak star reducible by s with respect to t to sw* if

- (1) w is left star reducible by s with respect to t , and
- (2) $tw \notin \text{FC}(\Gamma)$.

Notice that Condition (2) implies that $l(tw) > l(w)$. Also note that we are restricting our definition of weak star reducible to the set of FC elements of $W(\Gamma)$. We analogously define *right weak star reducible by s with respect to t to ws* . We say that w is *weak star reducible* if w is either left or right weak star reducible. Otherwise, we say that w is *non-cancellable*. Notice that from this we know that if $w \in W(\Gamma)$ is weak star reducible, the w is star reducible. However, w being star reducible does not imply that w is weak star reducible.

Again it might be useful to visualize the concept of weak star reducibility in terms of heaps. Recall that in Section 2.1 we described what a star reduction looks like in terms of heaps. Since the definition of weak star reducible includes that the element a heap represents is star reducible we again need to have those properties illustrated in Figure 2.4. In addition, for a heap to be weak star reducible, adding the block that becomes fully exposed when a block is removed from the heap must create a braid in the heap forcing the new larger heap to not be FC. That is, one of the impermissible configurations seen in Section 1.4 will appear at the top or bottom of the heap.

Example 2.3.1. Let $w = s_0s_1s_0s_2$ be a reduced expression for $w \in W(B_4)$ as in Example ???. Figure 2.6(a) shows the heap of w . Notice that in the heap we can clearly see that w is left star reducible by s_0 with respect to s_1 . In Figure 2.6(b) we see that adding s_1 to the top of the heap creates a braid which is highlighted in orange. Therefore, w is left weak star reducible by s_0 with respect to s_1 to $w = s_1s_0s_2$. In addition, Example 2.1.1 showed that w is not right star reducible and hence w is not right weak star reducible.



Figure 2.6: Heap of a weak star reducible element of $FC(B_4)$.

Example 2.3.2. Let $w \in FC(B_4)$ and let $w = s_0s_1$ be a reduced expression for w . Note that w is left (respectively, right) star reducible by s_0 with respect to s_1 (respectively, by s_1 with respect to s_0). However, $s_1s_0s_1 \in FC(B_4)$ (respectively, $s_0s_1s_0 \in FC(B_4)$). The corresponding heap for w appears in Figure 2.7. Clearly when s_0 is added to the bottom of

the heap, the new heap is still in $\text{FC}(B_4)$ and the same can be said when s_1 is added to the top of the heap. Thus, w is non-cancellable.

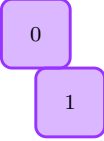


Figure 2.7: Heap of a non-cancellable element of $\text{FC}(B_4)$.

In [3], Ernst classified the non-cancellable elements in Coxeter systems of type $W(B_n)$ and $W(\tilde{C}_n)$. We will state part of the classification here as it is important to the development of the T_2 -avoiding elements in $W(\tilde{C}_n)$ for n odd. For the full classification see [3, Sections 4.2 and 5].

Before we state the classification we first define a specific group element in $W(\tilde{C}_n)$ for n odd which we will refer to as a *sandwich stack*, an example of which is seen in Figure 2.8. Notice that this element has full support, is FC, and is T_2 -avoiding.

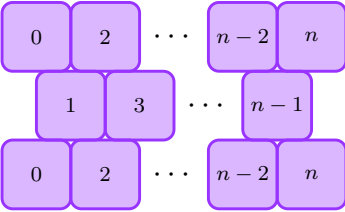


Figure 2.8: Heap of a sandwich stack in $\text{FC}(\tilde{C}_n)$ for n odd.

We can extend this pattern to the heap seen in Figure 2.9. Like the smaller example in Figure 2.8 the element that corresponds to this heap has full support, is FC, and is T_2 -avoiding. We define *sandwich stacks* to be the elements in $W(\tilde{C}_n)$ for n odd that have a heap of the form given in Figure 2.9.

Remark 2.3.3. In Coxeter systems of type \tilde{C}_n for n odd, the sandwich stacks are the only T_2 -avoiding non-cancellable elements with full support. All other types of non-cancellable elements in $W(\tilde{C}_n)$ (n odd) that were classified in [3] do not have full support or have Property T. This is important to our classification of T-avoiding elements in $W(\tilde{C}_n)$ for n odd.

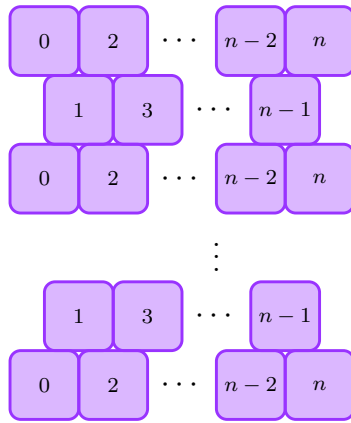


Figure 2.9: Heap of a sandwich stack in $\text{FC}(\tilde{C}_n)$ for n odd.

Chapter 3

T-Avoiding Elements in Coxeter groups of Types $\tilde{A}_n, A_n, D_n, F_n,$ and $I_2(m)$

In this chapter we classify the T-avoiding elements in Coxeter systems of types $\tilde{A}_n, A_n, D_n, F_n,$ and $I_2(m)$. All of the results presented in this Chapters are previously known with the exception of $I_2(m)$.

3.1 Types \tilde{A}_n and A_n

In this section we state what is already known classification regarding T-avoiding elements in Coxeter systems of type \tilde{A}_n and A_n and we present a conjecture regarding the T_2 -avoiding elements in $W(\tilde{A}_n)$ for n even. We first focus on $W(\tilde{A}_n)$.

Proposition 3.1.1. If $n \geq 2$ and n is odd, then there are no T_2 -avoiding elements in $W(\tilde{A}_n)$. Otherwise, if $n \geq 2$ and n is even, then $W(\tilde{A}_n)$ contains T_2 -avoiding elements.

Proof. This is [5, Proposition 3.1.2] after a translation of terminology. □

The classification seen in [5] did not specifically classify the T_2 -avoiding elements for type \tilde{A}_n for n even. The following is our conjecture regarding what the T_2 -avoiding elements are in $W(\tilde{A}_n)$ for n even.

Conjecture 3.1.2. The only T_2 -avoiding elements in $W(\tilde{A}_n)$ for n even are of the form $(s_0 s_2 \cdots s_{n-2} s_n s_1 s_3 \cdots s_{n-3} s_{n-1})^k$ for $k \in \mathbb{Z}^+$.

Recall that $W(\tilde{A}_n)$, for n even, is not a star reducible Coxeter group (Proposition 2.1.4). Hence it is possible that the T_2 -avoiding elements in $W(\tilde{A}_n)$, for n even, are FC. Further, as $W(A_n)$ is a parabolic subgroup of $W(\tilde{A}_n)$ and $W(A_n)$ is a star reducible Coxeter group, any FC T_2 -avoiding elements must have full support. First notice that

$$w = (s_0 s_2 \cdots s_{n-2} s_n s_1 s_3 \cdots s_{n-3} s_{n-1})^k$$

is a reduced product. Also, w is FC, and has full support. In addition, w is in fact T -avoiding. Since $W(\tilde{A}_n)$ does not have a straight-line Coxeter graph, the heaps in $W(\tilde{A}_n)$ are more appropriately viewed as three-dimensional. We can envision the element above as a ‘‘castle turret’’ in which every block is in the wall. As stated in the conjecture we believe that these are the only T_2 -avoiding elements. However, it remains an open question as to whether there are any T_2 -avoiding elements in $W(\tilde{A}_n) \setminus \text{FC}(\tilde{A}_n)$. Classifying these T_2 -avoiding elements remains an open problem. We now proceed with the classification of T -avoiding elements in Coxeter groups of type A_n .

Theorem 3.1.3. There are no T_2 -avoiding elements in $W(A_n)$.

Proof. Notice that the Coxeter graph of type A_n can be obtained from the Coxeter graph of type \tilde{A}_k , for $k > n$. This is done by removing the appropriate number of vertices and edges from the Coxeter graph of type \tilde{A}_k . Since $W(\tilde{A}_k)$ for k even has no T_2 -avoiding elements, this forces $W(A_n)$ to not have T_2 -avoiding elements. Thus, $W(A_n)$ does not have any T_2 -avoiding elements. \square

3.2 Type D_n

In this section we summarize the previously known classification of the T -avoiding elements in Coxeter systems of type D_n , seen in [7]. Recall that $W(D_n)$ is a star reducible Coxeter group and as a result any potential T_2 -avoiding elements are not FC.

Proposition 3.2.1. There are T_2 -avoiding elements in $W(D_n)$ for $n \geq 4$.

Proof. This is a consequence of [7, Section 2.2]. \square

We now will classify these elements as seen in [7]. Before we do so we define interval notation useful to the classification from [7, Definition 2.3.1]. For $2 \leq i \leq j$ denote the element $s_i s_{i+1} \cdots s_{j-1} s_j$ by $[i, j]$. For $i \geq 3$, denote $s_1 s_3 s_4 \cdots s_i$ by $[1, i]$ and for $j \geq 2$ denote $s_1 s_2 s_3 \cdots s_j$ by $[0, j]$. If $0 \leq j < i$ and $i \geq 2$ define $[j, i] = [i, j]^{-1}$. Finally, for $i, j \geq 3$ denote $s_i s_{i-1} s_{i-2} \cdots s_4 s_3 s_1 s_2 s_3 s_4 \cdots s_j$ by $[-i, j]$. The following determines the classification for T -avoiding elements in $W(D_n)$.

Proposition 3.2.2. Let $w \in W(D_n)$ be T_2 -avoiding. Then $w = w_k u$ (reduced product) for some $m \leq k \leq n$, where u is the identity or is a product of commuting generators such that $\text{supp}(u) \subseteq \{s_{m+2}, s_{m+3}, s_{m+4}, \dots, s_n\}$ and

$$w_n = \begin{cases} [2, 0][4, 0] \cdots [k-2, 0][k, 0][k-j, k-2j] \cdots [k-1, k-2][k, k] & n \text{ even} \\ [2, 0][4, 0] \cdots [m-2, 0][m, 0][m-k, m-2k] \cdots [m-1, m-2][m, m] & n \text{ odd} \end{cases}$$

where $m = k - 1$ and

$$j = \begin{cases} \frac{k}{2} - 2 & \text{if } k \text{ is even} \\ \frac{k-1}{2} - 2 & \text{if } k \text{ is odd.} \end{cases}$$

Proof. This is [7, Lemmas 2.2.18 and 2.3.4]. Although it is not immediately obvious, w_n is reduced and not FC. \square

In Figure 3.1, we see two different elements that are T -avoiding in $W(D_5)$. Notice that the blocks that are highlighted in red alternate, this prevents the teal-highlighted braid from forcing its way to the top or the bottom of the heap. Due to the fork in the graph we must make slight alterations to heaps for $W(D_n)$. Specifically we allow s_0 and s_1 to occupy the same horizontal placement.

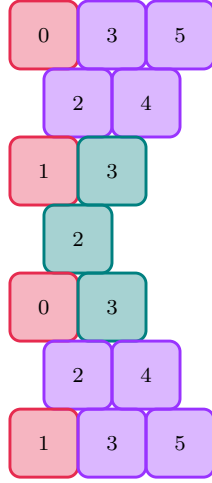


Figure 3.1: Visual representation of a T_2 -avoiding element in $W(D_5)$.

3.3 Type F_n

In this section we state the known but unpublished classification of T -avoiding elements in Coxeter systems of type F_4 and F_5 . Note that these results are not needed in Chapters 5

and 4.

We start with the Coxeter system of type F_5 . Recall that $W(F_5)$ is a star reducible Coxeter group so any T_2 -avoiding elements will not be FC. Before we begin the classification we introduce the notion of a specific element in $W(F_5)$ called a *bowtie*, which is given by the heap in Figure 3.2. Note that in Figure 3.2(a), the orange blocks correspond to the elements that have bond strength 4. It turns out that the expression determined by this heap is in fact reduced. Looking at the heap in Figure 3.2(b), we have highlighted a braid in teal. We can obtain a “stack of bowties” by removing the top-most layer of the given heap of the bowtie and adding a new bowtie to the stack. Doing this repeatedly results in the heap seen in Figure 3.3. Similar to a single bowtie, the expression that corresponds to a stack of bowties is reduced and not FC. These heaps are referenced in the following unpublished theorem by Cross, Ernst, Hills-Kimball, and Quaranta (2012), which classifies the T -avoiding elements in the Coxeter systems of type F_5 .

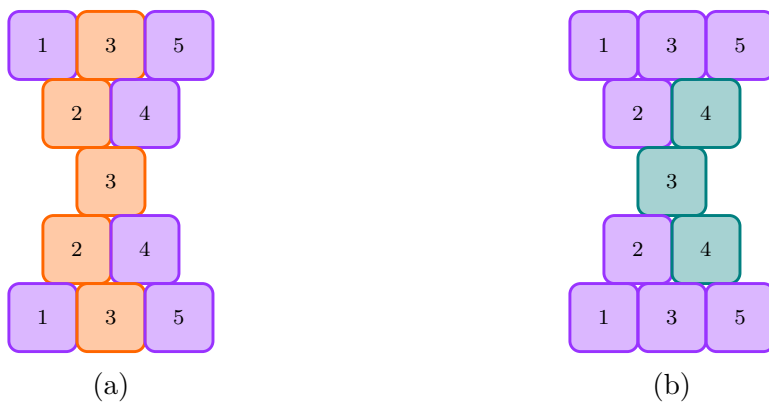


Figure 3.2: Heap of a single bowtie in $W(F_5)$.

Proposition 3.3.1. The only T_2 -avoiding elements in $W(F_5)$ are stacks of bowties. \square

As a result of the classification in type F_5 , Cross et al. were also able to classify the T -avoiding elements in $W(F_4)$.

Corollary 3.3.2. There are no T_2 -avoiding elements in the Coxeter system of type F_4 .

Proof. Since there are no T_2 -avoiding elements in $W(F_5)$ that do not have full support, we know that there are not any T_2 -avoiding elements in $W(F_4)$. Because if there were T_2 -avoiding elements they would also be T_2 -avoiding in $W(F_5)$. \square

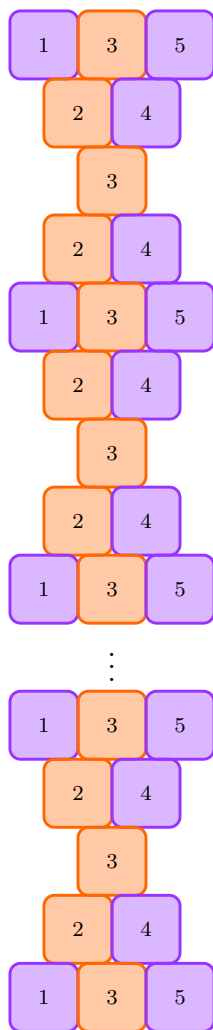


Figure 3.3: Heap of a stack of bowties in $W(F_5)$.

Cross et al. conjectured that in Coxeter systems of type F_n for $n \geq 5$, an element is T_2 -avoiding if and only if it is a stack of bowties multiplied by a product of commuting generators, where the product of commuting generators does not contain the the generators appearing in the stack of bowties. In 2013, Gilbertson and Ernst worked with this conjecture and quickly found it to be false. The heap seen in Figure 3.4 corresponds to a T_2 -avoiding element in the Coxeter group of type F_6 that is not a bowtie. It turns out that like the bowties discussed above these elements can also be stacked to create an infinite number of T_2 -avoiding elements. In addition, as n gets large there are a number of modifications

that can be made that result in additional T_2 -avoiding elements. From this we conjecture that the classification of T -avoiding elements in Coxeter systems of type F_n for $n \geq 6$ gets complicated very quickly. Classifying T -avoiding elements in $W(F_n)$ for $n \geq 6$ remains an open problem.

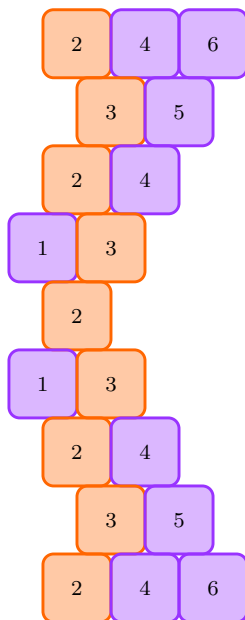


Figure 3.4: Heap of a T_2 -avoiding element in $W(F_6)$.

3.4 Type $I_2(m)$

In this section, we classify the T -avoiding elements in Coxeter systems of type $I_2(m)$. Note that in Coxeter systems of type $I_2(m)$, the only products of commuting generators have length 1. Although the following is a quick result, we believe that it does not already appear in the literature.

Theorem 3.4.1. There are no T_2 -avoiding elements in Coxeter systems of type $I_2(m)$.

Proof. The graph for the Coxeter system of $I_2(m)$ appears in Figure 1.2(c). Note that the graph consists of two vertices, namely, s_1 and s_2 , and a single edge with weight m . Also, recall that $W(I_2(m))$ is a star reducible Coxeter group. This implies that any T_2 -avoiding elements in $W(I_2(m))$ must not be FC, as all of the FC elements have Property T or are T_1 -avoiding. The only non-FC element in $W(I_2(m))$ is the element of length m that has

exactly two reduced expressions consisting of alternating products of s_1 and s_2 . Clearly, this element begins and ends with a product of non-commuting generators. Thus, this element has Property T. Hence $W(I_2(m))$ has no T_2 -avoiding elements. \square

Chapter 4

T-Avoiding Elements in Coxeter groups of Types \tilde{C}_n and B_n

4.1 T-Avoiding Elements in Coxeter Groups of Type \tilde{C}_n

In this section we will classify the T-avoiding elements in Coxeter systems of type \tilde{C}_n , a new result. We will first show that there are no T_2 -avoiding elements that are not FC in $W(\tilde{C}_n)$.

Before we begin the proof we must first define the notion of a pushed-down representation of a heap. First recall that there are potentially many ways to draw the lattice point representation of a heap, each differing by the amount of vertical space between blocks. We wish to fix one such representation. Let \mathbf{w} be a reduced expression for $w \in W(\tilde{C}_n)$. We construct the *pushed-down representation* of $H(\mathbf{w})$ by first giving all blocks fully exposed to the bottom the same vertical position, and then all other blocks are placed as low as possible in the heap. That is, the heap has been constructed by placing all blocks in the lowest possible vertical position of the heap. Notice that we can now label the rows in the heap from bottom to top where the bottom-most row is row 1 and proceed naturally upward from there.

We now define the height of a braid. Given the presence of a braid in the heap of a reduced expression \mathbf{w} , we define the *height of the braid* to be the row number in which the uppermost block involved in the braid is located in the pushed-down representation. It is important to note that in the pushed-down representation, a braid may not appear in consecutive rows. That is, some of the blocks involved in a braid may be lower in the heap and the braid may not be immediately apparent.

Example 4.1.1. Let $\mathbf{w} = s_0s_1s_3s_2s_1s_0s_1s_3$ be a reduced expression for $w \in W(C_3)$. The pushed-down representation of the heap for \mathbf{w} is given in Figure 4.1. The height of the braid $s_1s_2s_1$, which is highlighted in teal in Figure 4.1, is 5 since the upper block for s_1 is located

in the fifth row of the pushed-down representation of the heap. Notice that the block for s_3 can slide up higher in the heap. If we were to slide the block for s_3 up until it hits the block for s_2 we would obtain the braid $s_3s_2s_3$ in the heap. In this case, the height for the braid $s_3s_2s_3$ is also 5.

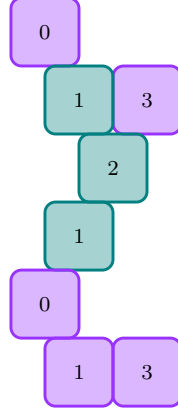


Figure 4.1: Pushed-down representation of a heap.

We now show that there are no T_2 -avoiding elements in $W(\tilde{C}_n) \setminus FC(\tilde{C}_n)$. We first need the following lemma.

Lemma 4.1.2. Let $w = uv$ (reduced) in a Coxeter system of type \tilde{C}_n such that v is FC and has a reduced expression beginning with $s_0s_1 \cdots s_{n-1}s_ns_{n-1}$. Then w has Property T on the right.

Proof. Let $w = uv$ (reduced) in a Coxeter system of type \tilde{C}_n such that v is FC and has a reduced expression beginning with $s_0s_1 \cdots s_{n-1}s_ns_{n-1}$. The top of the heap for v is shown in Figure 4.2(a) which must be a convex subheap of the heap for some reduced expression for w . If $H(v)$ is equal to the heap in Figure 4.2(a), then v , and hence w , have Property T on the right. If the heap given in Figure 4.2(a) is not the complete heap for v , then since v is FC, it must be the case that the heap in Figure 4.2(b) is a convex subheap of $H(v)$. Since we must avoid the impermissible heap configurations of Proposition 1.4.5 we see that $H(v)$ must have a zigzagging shape that changes direction every time it encounters s_0 or s_n . That is,

$$v = (s_0s_1 \cdots s_{n-1}s_ns_{n-1} \cdots s_1)^m \begin{cases} s_0s_1 \cdots s_{j-1}s_j, & \text{for } j \leq n \\ s_0s_1 \cdots s_{n-1}s_ns_{n-1} \cdots s_j, & \text{for } j > 1. \end{cases}$$

From this we see that w ends with $s_{j-1}s_j$ or $s_{j+1}s_j$ which implies w has Property T on the right. \square

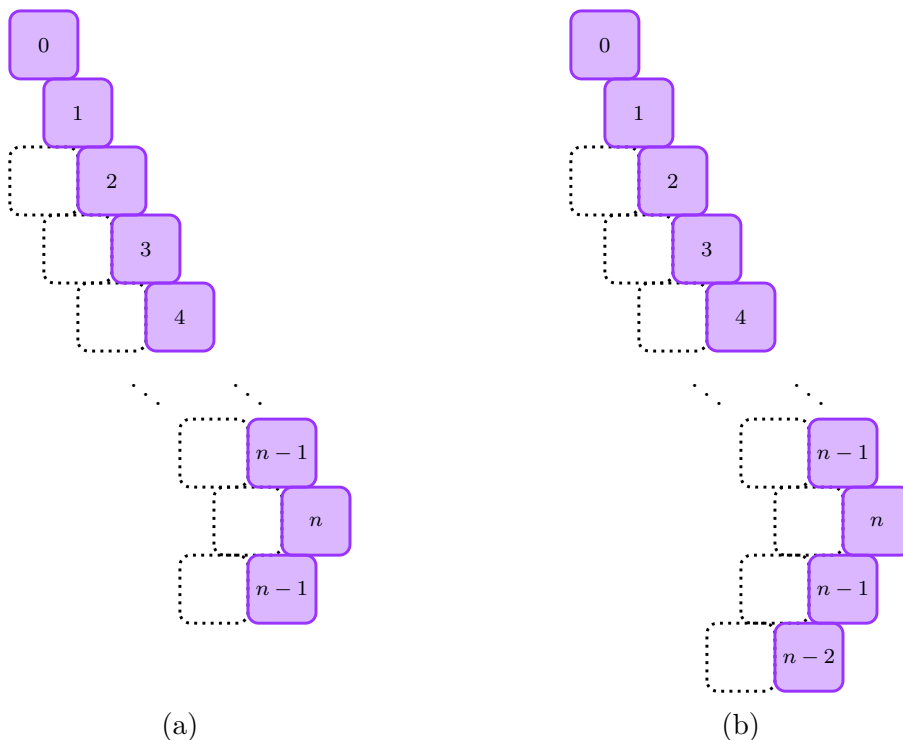


Figure 4.2: The subheap of w discussed in Lemma 4.1.2.

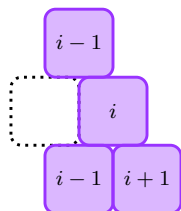
Theorem 4.1.3. There are no T_2 -avoiding elements in $W(\tilde{C}_n) \setminus FC(\tilde{C}_n)$.

Proof. We proceed by contradiction. Let $w \in W(\tilde{C}_n) \setminus FC(\tilde{C}_n)$ such that w is T_2 -avoiding. Consider all possible pushed-down representations for heaps of w . Choose a representation that has a minimal height braid among all braids appearing in all heaps for w and let k represent that minimum height. There may be a tie, in which case choose your favorite. Without loss of generality we assume the generators involved in the braid are s_{i-1} and s_i , where the bond strength is case specific. In the following cases we give the height of a braid and unless we indicate otherwise whenever we refer to a block being in a specific row, we are considering the pushed-down representation of the heap. In order to consider the braids that we are looking for we need to allow some flexibility when referring to the vertical position of a given block. In the following cases, all subheaps are assumed to be convex. We proceed by considering 4 cases, where we handle $k = 3$ when $m(s_{i-1}, s_i) = 3$ and $k = 4$ when $m(s_{i-1}, s_i) = 4$ in Case (1). For Cases (2), (3), and (4) we assume that $k \geq 4$.

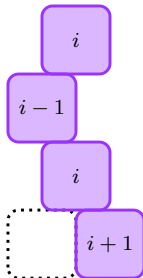
Case (1): In this case, we are assuming that the braid is located in consecutive rows with the upper-most block in either row 3 or row 4 depending on the bond strength and the

lowest block involved in the braid is located in the bottom-most row of the heap.

Subcase (1.1): Suppose $k = 3$. This implies that $m(s_{i-1}, s_i) = 3$. Without loss of generality assume s_{i-1} is in the bottom-most row of the heap. Clearly, the block for s_{i+1} must be in the bottom-most row of the heap as well, otherwise w has Property T, which is a contradiction to the original choice of w . Restricting our focus to the subheap of w that contains the braid we are considering, we see that this subheap of w has the following form



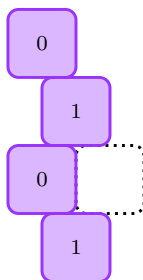
where the blocks for s_{i-1} and s_{i+1} are in the bottom-most row of the heap and are thus fully exposed. Applying the braid move we get the subheap seen here



which clearly has Property T since s_{i-1} is now in the first row of the pushed-down representation. This is a contradiction to the way in which we chose w .

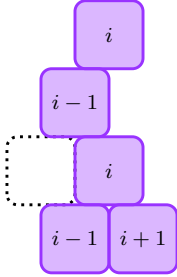
Subcase (1.2): Suppose $k = 4$. This implies that $m(s_{i-1}, s_i) = 4$. Without loss of generality assume $s_{i-1} = s_0$ and $s_i = s_1$. The other case being $s_{i-1} = s_{n-1}$ and $s_i = s_n$ which we could handle with a symmetric argument.

Subcase (1.2.1): First we take s_0 to be the topmost block in the braid. Then we obtain the subheap seen here

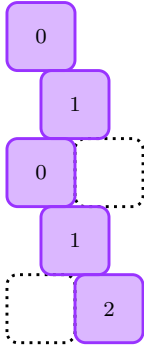


which clearly indicates that w has Property T on the right. This is a contradiction to the way in which we chose w .

Subcase (1.2.2): Now we take s_1 to be the topmost block involved in the braid. Clearly, the block for s_2 must be in the bottom-most row of the heap as well, otherwise w has Property T, which is a contradiction to the original choice of w . Restricting our focus to the subheap of w that contains the braid we are considering, we see that the subheap of w has the following form



where the blocks for s_{i-1} and s_{i+1} are in the bottom-most row of the heap and are thus fully exposed. Applying the braid move we get the subheap seen here

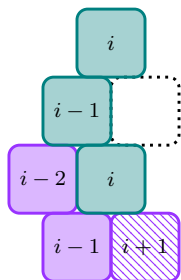


which shows that w has Property T since s_{i-1} is now in the first row of a pushed-down representation for w . This is a contradiction to the way in which we chose w . For the rest of the cases we will assume that $k \geq 4$.

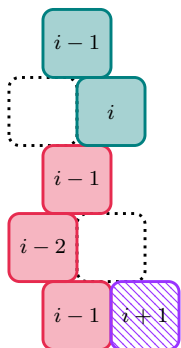
Case (2): Suppose the braid has height k and assume the braid does not involve s_0, s_1, s_{n-1} or s_n . This implies that $m(s_{i-1}, s_i) = 3$, $m(s_{i-2}, s_{i-1}) = 3$ and $m(s_i, s_{i+1}) = 3$. Without loss of generality assume s_i is in the k th row of the heap and if necessary we have brought the blocks for s_{i-1} and s_i up next to s_i in row k . We now consider which blocks may occur in the $(k - 3)$ th row of the heap in two cases.

Subcase (2.1): Assume that the block for s_{i-1} is in the heap in the $(k - 3)$ th row and we allow for the block for s_{i+1} to be in the same row as well, but it does not necessarily have to be. In the following figures of subheaps, the block for s_{i+1} will be represented in

a purple-striped block to indicate that it could be present but it does not have to be. The following is the subheap that we are considering

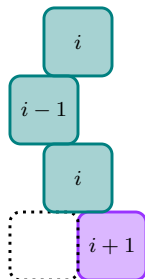


where we have highlighted the braid in teal. Notice that the block for s_{i-2} is present in the $(k-2)$ th row otherwise there is a braid with height less than k and w would not be reduced. Applying the braid move to the heap we get the following subheap

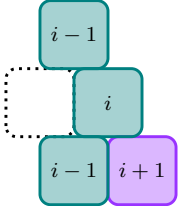


which has a new braid in it. This braid, which we have highlighted in red for emphasis, has height $k-1$. In applying the braid move we have obtained a heap which has a braid with height less than k our original choice. This is a contradiction to the way in which we chose our heap.

Subcase (2.2): Assume that the block for s_{i+1} is in the $(k-3)$ th row of the heap and the block for s_{i-1} does not appear in the $(k-3)$ th row. The following is the subheap we are considering



where the dotted square represents that s_{i-1} may not occupy the indicated position and the braid is highlighted in teal. Applying the braid move in the subheap we obtain the following heap

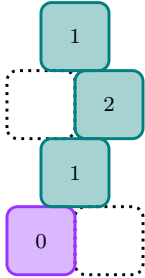


where the height of the new braid is $k - 1$. This contradicts the way in which we chose the heap of w . From this we gather that the braid must contain s_0, s_1, s_{n-1} , or s_n .

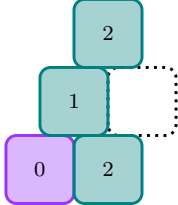
Case (3): Suppose the braid has height k and assume the braid contains s_2 or s_{n-2} . Without loss of generality we assume that the braid contains s_2 as the other argument is symmetric to the one presented here. Notice that if the braid contains $s_2s_3s_2$, we are in Case (2), as a result we assume our braid is of the form $s_1s_2s_1$ or $s_2s_1s_2$.

Subcase (3.1): Assume the block for s_1 is in row k , then as we are not in Case (1) we know that at least one of the blocks for s_0, s_2 are in the $(k - 3)$ th row.

Subcase (3.1.1): Assume that the block for s_0 is in row $k - 3$ but the block for s_2 is not in row $k - 3$. The following is the subheap we are considering

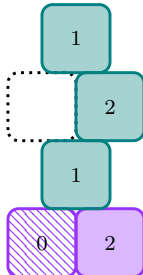


where we have highlighted the braid in teal and have indicated with dotted blocks positions which cannot be occupied. Applying the braid move to the heap we get the following subheap

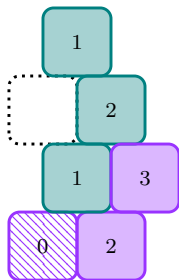


where the new braid now has height $k - 1$. This contradicts the way in which we chose the heap of w .

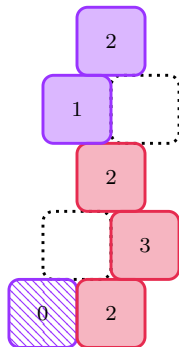
Subcase (3.1.2): Assume that the block for s_2 is in row k . Potentially the block for s_0 is in row k , however it does not have to be, so we emphasize this in the following heap with a purple-striped block. Then the subheap we are considering is as follows



where the braid we are considering in the heap is highlighted in teal. Notice that if this was the heap for w , the expression for w would not be reduced. This forces the block for s_3 to be in the heap as follows:



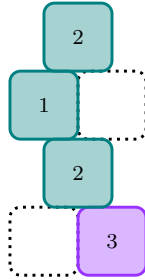
Applying the braid move to the heap we get the following subheap



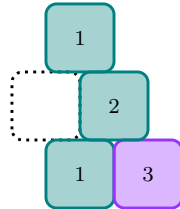
where a new braid has appeared which we have highlighted in red. Notice that the height of this new braid is $k - 1$, which is a contradiction to the original choice of w .

Subcase (3.2): Assume s_2 is in row k . This implies that at least one of the blocks for s_1 or s_3 is in the $(k - 3)$ th row. We proceed in cases.

Subcase (3.2.1): Assume that only the block for s_3 is in row $k - 3$. Then we have the subheap

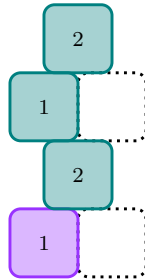


where we have highlighted the heap in teal. Applying the braid move to this subheap we obtain the following subheap

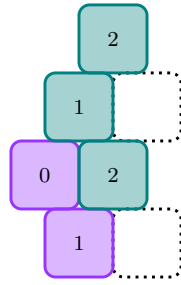


where the braid has height $k - 1$, which is a contradiction to the way in which we chose the heap for w .

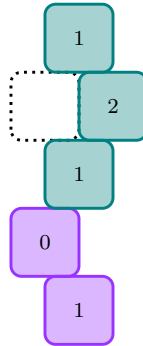
Subcase (3.2.2): Assume that the block for s_1 is in row $k - 3$ and the block for s_3 is not in row $k - 3$. Then we have the subheap



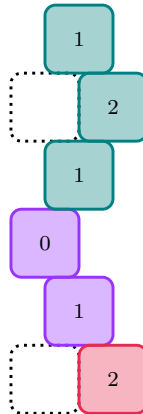
where we have highlighted the braid in teal. Notice that if this is the actual subheap, the corresponding expression for w is not reduced, so we know that s_0 must appear in the heap which we illustrate here



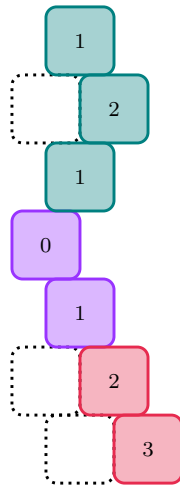
applying the braid move to the heap we obtain the following subheap



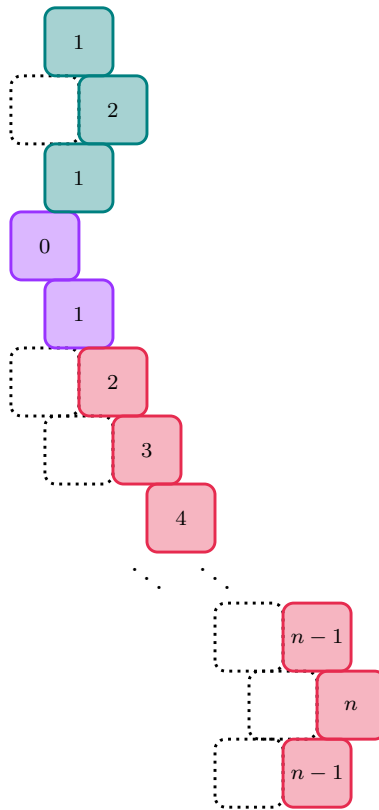
Notice that there are no new braids. However, we know that this cannot be the bottom row of our subheap as then w has Property T on the right. This implies that the block for s_2 is in the row beneath the blocks for s_1 and s_3 . Notice that s_0 cannot be in this row since otherwise the heap would contain a lower braid. This leads to the heap



where we have emphasized that s_0 cannot be in the position with a dotted block. Again this cannot be the bottom row of the subheap and utilizing the same argument we get the following heap



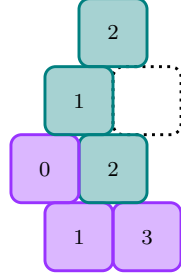
Again this cannot be the bottom row of the heap. Iterating this argument, we get the following subheap:



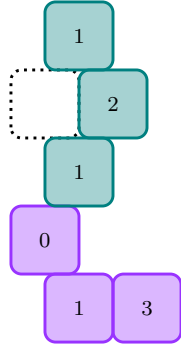
But then by Lemma 4.1.2 w has Property T on the right. This is a contradiction to the way

in which we chose w .

Subcase (3.2.3): Assume that blocks for s_1 and s_3 are in row $k - 3$. Then the subheap we are considering is

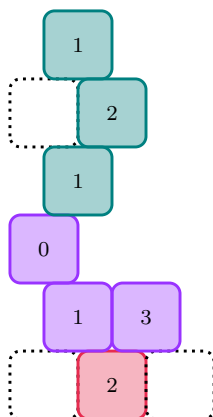


where the braid is highlighted in teal. Applying the braid move we get the following subheap

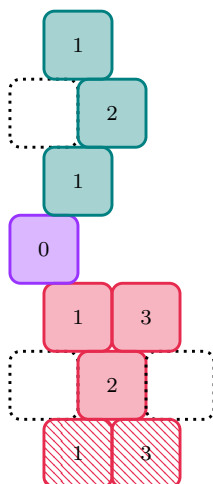


where no new braids have appeared, and in fact the original braid is higher now with height $k + 1$. Notice however, that the $(k - 3)$ th row will not be the bottom row of our heap because w would have Property T with respect to s_1 and s_0 , a contradiction to our assumption. With this in mind we consider the $(k - 4)$ th row. Notice that s_0 will not appear in the $(k - 4)$ th row as we would have a lower braid. This implies that the $(k - 4)$ th row contains at least one of s_2 or s_4 . We handle this scenario in three additional subcases.

Subcase (3.2.3.1): Suppose s_2 is in the $(k - 4)$ th row but s_4 is not. Then we have the subheap

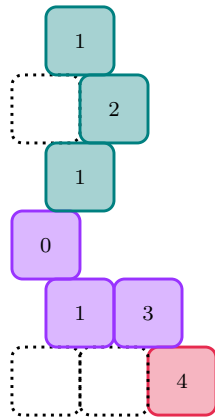


where we have highlighted the new block in red. We have also placed dotted blocks in positions where no blocks may appear. Notice that if this new row is row 1, then w would have Property T with respect to s_2 and s_1 . As before, this cannot be the bottom row of our heap. However, the presences of s_1 or s_3 in the next row will create a braid with height less than k as seen here

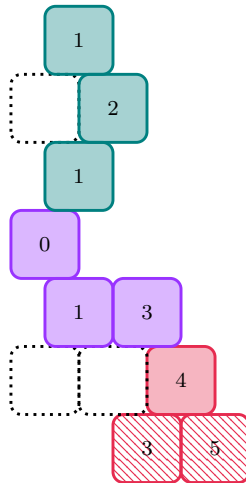


where we have highlighted the new blocks with red-stripes. This is a contradiction to the way in which we chose w .

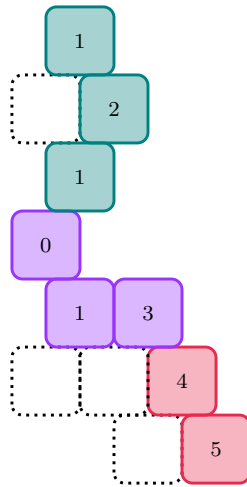
Subcase (3.2.3.2): Suppose s_4 is in the $(k - 4)$ th row but s_2 is not. Then we have the subheap



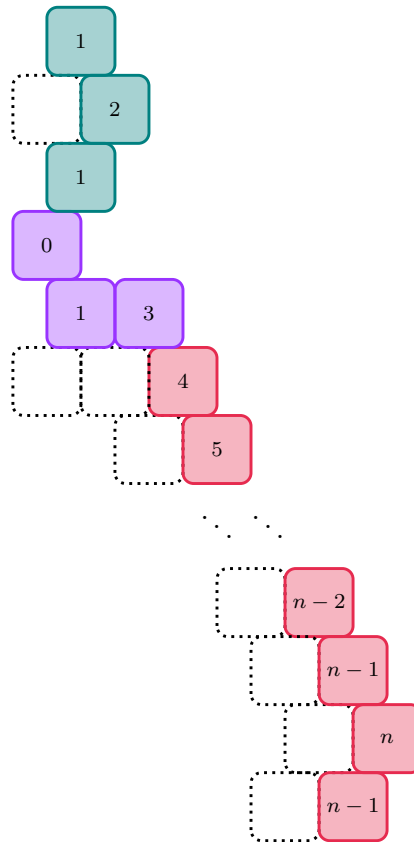
where we have highlighted the new block in red. Notice that if this new row is row 1, then w would have Property T with respect to s_3 and s_4 . Again, this implies that this is not the bottom row of the heap. Repeating this process again we obtain the subheap



Then we have the subheap:



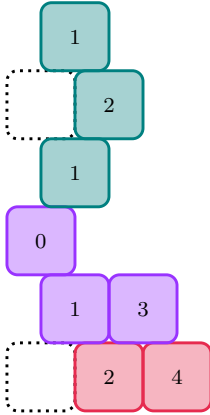
Iterating this process we end up with the subheap:



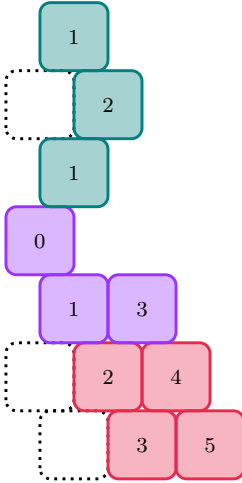
where we have highlighted the additions in red and have placed dotted blocks in positions

that blocks may not occupy. It is clear that must continue the heap diagonally downward to the left, but if we end before reaching s_0 the heap would have Property T, which is a contradiction to the way in which we chose w . Suppose that the zig-zag continues on after reaching s_0 . Then we are able to drop the block for s_1 down and create a lower braid. This is a contradiction to the way in which we chose w .

Subcase (3.2.3.3): Suppose the blocks for s_2 and s_4 are in the $(k - 4)$ th row. Then we have the subheap

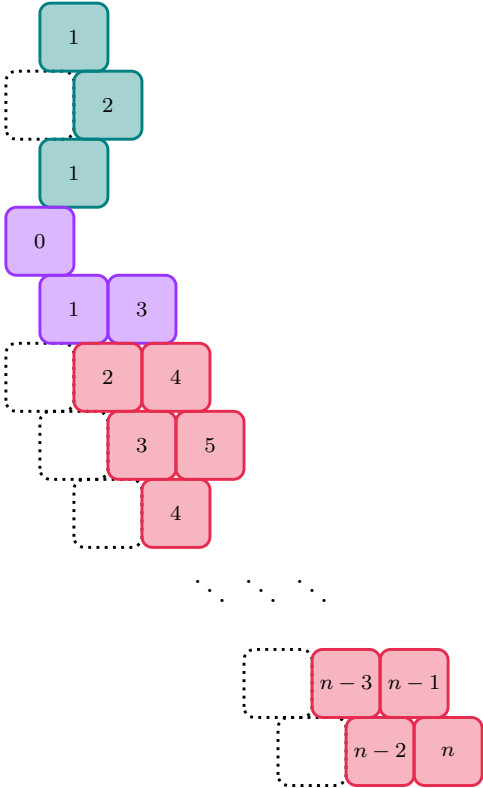


This subheap has Property T in the bottom with respect to s_2 and s_1 . Thus this cannot be the bottom row of our heap. Repeating this process, we see that s_1 will not be in row $k - 5$ since this would create a lower braid. Thus we must have s_3 or s_5 in the $(k - 5)$ th row. We represent this with the following subheap

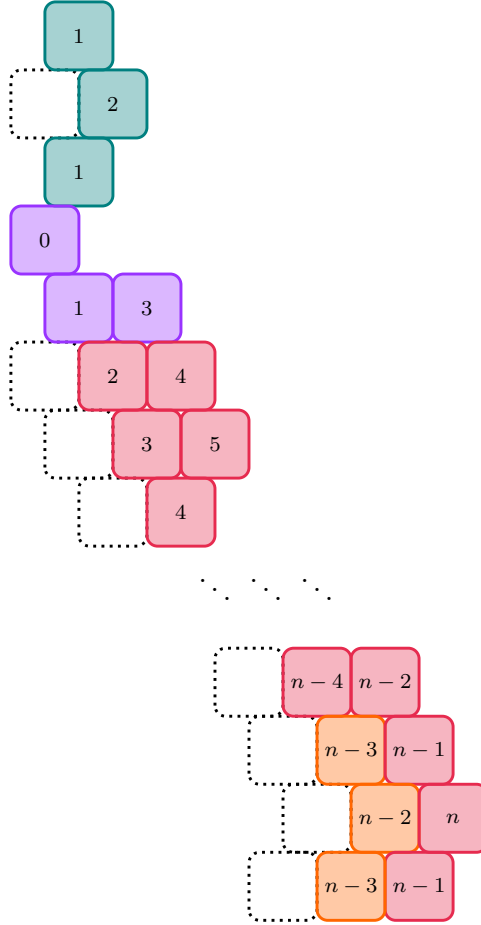


where again we have highlighted the additions in red and put dotted blocks where no block may appear. Notice that if we were to only place one of the blocks for s_3 or s_5 we would

quickly be in Subcase (3.2.3.1) or (3.2.3.2) above. Thus we know we must place both s_3 and s_5 in the $(k - 5)$ th row. Again, if the $(k - 5)$ th row is the first row, then w would have Property T with respect to s_3 and s_2 . This implies that the $(k - 5)$ th row is not the bottom-most row in our heap. Iterating this process we obtain the following subheap



where again we see that if the row containing the blocks for s_{n-2} and s_n corresponds to row 1, then w would have Property T with respect to s_{n-2} and s_{n-3} . Continuing in this manner, we obtain the following subheap

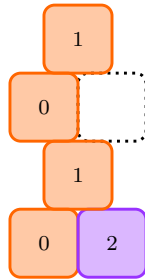


where the **red** blocks correspond to a portion of an FC element. Recall that as we created this subheap we placed blocks in a manner to prevent a braid from appearing with height less than k we prevented blocks from being placed inside the double diagonal (signified by the dotted blocks). However the **orange** blocks create a new braid with height less than k . This is a contradiction to the way in which we chose w .

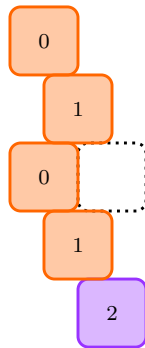
Case (4): Suppose the braid has height k and assume the braid contains s_1 or s_{n-1} . Without loss of generality we assume that the braid contains s_1 , as the other argument is symmetric to the one presented here. Notice that if the braid is $s_1s_2s_1$, then we are in Case (3), so assume the braid consists of s_0 and s_1 .

Subcase (4.1): In this case, we take our braid to be $s_1s_0s_1s_0$. Assume that, if necessary, the blocks that complete the braid have been brought up next to s_1 in the k th row. We now consider which blocks can occur in the $(k-3)$ th row and $(k-4)$ th row in two cases. We know that row $k-3$ is not the bottom row of our heap which implies s_1 must be in row $k-4$. Notice that if the block for s_2 is not in the $(k-3)$ th row then the expression for w

was not reduced. Assume the block for s_2 is located in the $(k - 3)$ th row. Then the subheap we are considering is

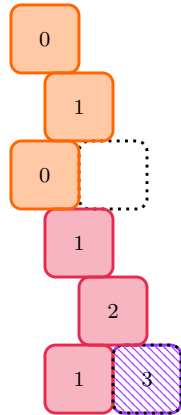


where the braid we mentioned is highlighted in orange. Applying the braid move we get the following subheap

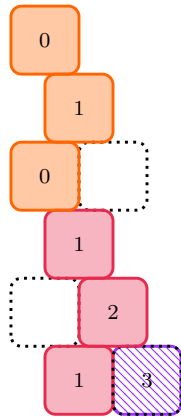


in which we see that the original braid is now located higher in the heap with height $k + 1$. Since $k > 4$ (otherwise we are in Case (1)), we know that in the original heap, s_0 and s_2 are located above row 1. This implies that the heap for w has more rows underneath, which we will now systematically fill in.

Subcase (4.1.1): We first consider if the block for s_1 is located in row $k - 4$ in the heap immediately above and s_3 is allowed but not required to be there. This leads to the following heap:

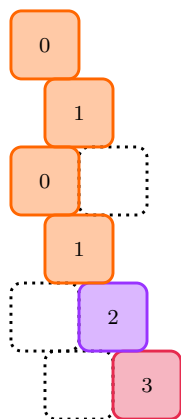


Notice that the block for s_0 cannot be in between the blocks for s_1 which are highlighted in red, since otherwise the corresponding expression for w is not reduced. This implies that we have

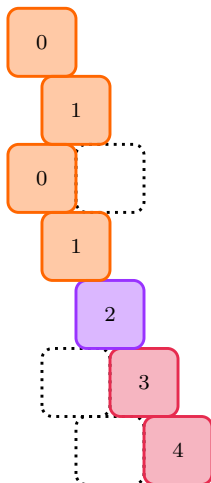


where we have indicated the absence of the block for s_0 as usual. In the above there is a new braid has height $k - 2$ which is has height lower than k , the height of the original braid that we chose. This is a contradiction to the way in which we chose w .

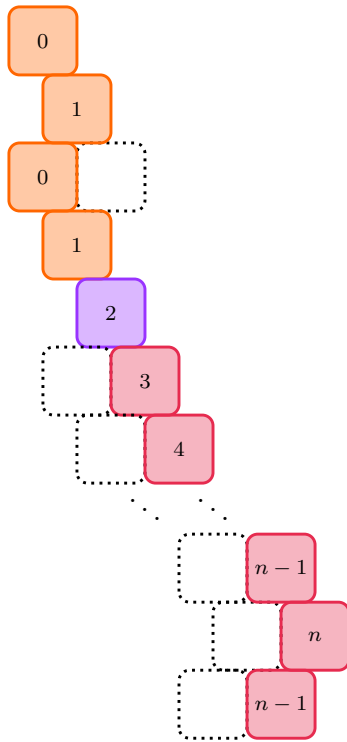
Subcase (4.1.2): Now we consider the case where the block for s_3 is in the $(k - 4)$ th row and the block for s_1 is not. This leads to the following subheap:



Although there are no new braids present, the bottom row of the subheap is not the bottom row of the heap for w since otherwise w would have Property T. Repeating the above argument we extend our heap to look like

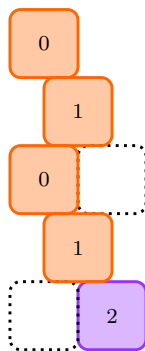


where again we see no new braids. Again, we know that the bottom row of the subheap above is not the bottom row of the heap for w since otherwise w would have Property T. Iterating this process we obtain a heap that looks like:



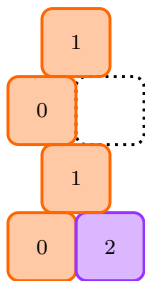
Then by Lemma 4.1.2 we know that w has Property T on the right. This is a contradiction to the way in which we chose the heap for w .

Subcase (4.2): Assume the braid of height k is $s_0s_1s_0s_1$. We now consider which blocks may occur in row $k-4$. Notice that s_0 cannot be in the $(k-4)$ th row as the corresponding expression for w would not be reduced. This implies that s_2 is in the $(k-4)$ th row as the $(k-3)$ th row cannot be row 1, otherwise we are in Case (1.2.1). From this we get the subheap



where we have highlighted the braid in orange. Applying the braid move we get the following

subheap



where the height of the braid is now $k - 1$. This is a contradiction to our original assumption that the heap we started with contains the lowest braid.

Therefore, it follows that $W(\tilde{C}_n)$ does not contain any not FC T_2 -avoiding elements. \square

We will now classify the T_2 -avoiding elements in $W(\tilde{C}_n)$. We first classify T_2 -avoiding elements in $W(\tilde{C}_n)$ for n odd and then proceed to the classification for n even.

Theorem 4.1.4. If n is odd, then there are no T_2 -avoiding elements in Coxeter systems of type \tilde{C}_n .

Proof. Consider the Coxeter system of type \tilde{C}_n . By Theorem 4.1.3 we know that $W(\tilde{C}_n)$ contains no T_2 -avoiding elements that are not FC. Recall that $W(\tilde{C}_n)$ is a star reducible Coxeter group, which implies that $W(\tilde{C}_n)$ contains no T_2 -avoiding elements that are FC. Thus, as $W(\tilde{C}_n)$ has no T_2 -avoiding elements that are FC and no T_2 -avoiding elements that are not FC, $W(\tilde{C}_n)$ has no T_2 -avoiding elements. \square

We next classify the T_2 -avoiding elements in Coxeter systems of type \tilde{C}_n for n even. Recall that $W(\tilde{C}_n)$ for n even is not a star reducible Coxeter group. In Theorem 4.1.3 we showed that $W(\tilde{C}_n)$ does not have T_2 -avoiding elements that are not FC. This leaves us with only the FC elements to check.

Theorem 4.1.5. If n is even, then the only T_2 -avoiding elements in $W(\tilde{C}_n)$ are sandwich stacks.

Proof. Let $w \in W(\tilde{C}_n)$ such that w is T_2 -avoiding. By Theorem 4.1.3, we know that w is an FC element. Further, we can restrict our search to the subset of non-cancellable elements that are not star reducible. Specifically we can consider the non-cancellable elements that do not contain Property T. Recall that in Remark 2.3.3 we stated that the only T_2 -avoiding elements with full support are sandwich stacks. Thus, the only T_2 -avoiding elements in $W(\tilde{C}_n)$ for n even are sandwich stacks. \square

4.2 T-Avoiding Elements of Type B_n

Unlike the type \tilde{C}_n case, classifying T-avoiding elements in Coxeter systems of type B_n is straight forward.

Theorem 4.2.1. There are no T_2 -avoiding elements in Coxeter systems of type B_n .

Proof. Each $W(B_n)$ is a parabolic subgroup of $W(\tilde{C}_k)$ for $k \geq n$ and k odd. Since $W(\tilde{C}_k)$ for k odd has no T_2 -avoiding elements, then $W(B_n)$ will not have any T_2 -avoiding elements. \square

In the next Chapter, we characterize Property T and T-avoiding in Coxeter systems in terms of signed pattern avoidance.

Chapter 5

Characterization of Property T in Coxeter systems of Type B_n

Mimicking the classification of T-avoiding elements of Coxeter systems of Type D_n seen in [7], we characterize Property T and T-avoiding elements of Coxeter systems in type B_n . We start by introducing some combinatorial tools for Coxeter systems of type B_n .

5.1 Combinatorial Tools

Recall from Example 1.2.1 that $W(B_n) \cong \text{Sym}_n^B$ (also called the hyperoctahedral group). We define Sym_n^B to be the group of all bijections w of the set $\{-n, \dots, -1, 0, 1, 2, \dots, n\}$ such that

$$w(-a) = -w(a)$$

for all $a \in \{-n, \dots, -1, 0, 1, 2, \dots, n\}$. For $w \in \text{Sym}_n^B$ we write $w = [a_1, a_2, \dots, a_n]$, to mean that $w(i) = a_i$ for $i \in \{1, 2, \dots, n\}$ and call this the signed permutation notation of w . That is, we can write $w \in W(B_n)$ using signed permutation notation

$$w = [w(1), w(2), \dots, w(n-1), w(n)],$$

where we write a bar underneath a number in place of a negative sign in order to simplify notation.

As a set of generators for Sym_n^B we take $S(B_n) = \{s_0, s_1, s_2, \dots, s_{n-1}\}$, where for each $i \in \{1, 2, \dots, n-1\}$, we have

$$s_i = [1, 2, \dots, i-1, i+1, i, i+2, \dots, n-1, n]$$

and we identify s_0 with

$$s_0 = [\bar{1}, 2, \dots, n].$$

Further $w(-i) = -w(i)$ for $|i| \in \{1, 2, \dots, n\}$. The following propositions provide insight into what happens to a given signed permutation when we multiply by s_i on the right or the left.

Proposition 5.1.1. Let $w \in W(B_n)$ with corresponding signed permutation

$$w = [w(1), w(2), \dots, w(n)].$$

Suppose $s_i \in S(B_n)$. If $i \geq 1$, then multiplying w on the right by s_i has the effect of interchanging $w(i)$ and $w(i+1)$ in the signed permutation notation. If $i = 0$, then multiplying w on the right by s_i has the effect of switching the sign of $w(1)$.

Proof. This follows from [2, Section 8.1 and A3.1]. □

Proposition 5.1.2. Let $w \in W(B_n)$ with corresponding signed permutation

$$w = [w(1), w(2), \dots, w(n)].$$

Suppose $s_i \in S(B_n)$. If $i \geq 1$, then multiplying on the left by s_i has the effect of interchanging the entries whose absolute values are i and $i+1$ in the signed permutation notation. If $i = 0$, then multiplying w on the left by s_i has the effect of switching the sign of the entry whose absolute value is 1.

Proof. This follows from [2, Section 8.1 and A3.1]. □

Suppose $w \in W(B_n)$ has reduced expression $\mathbf{w} = s_{x_1} s_{x_2} \cdots s_{x_n}$. We may construct the signed permutation of w from left to right as it is the easier way to multiply based upon the above propositions. However, note that our convention is still composition from left to right. We provide an example of this construction below.

Example 5.1.3. Let $w \in W(B_6)$ with a given reduced expression $\mathbf{w} = s_0 s_1 s_3 s_4 s_5 s_2$. Then we iteratively build the signed permutation as follows. First, $s_0 = [\underline{1}, 2, 3, 4, 5, 6]$ by definition. Next $s_0 s_1 = [2, \underline{1}, 3, 4, 5, 6]$ since multiplying by s_1 on the right hand side switches the values in position 1 and position 2. Repeating this we get $s_0 s_1 s_3 = [2, \underline{1}, 4, 3, 5, 6]$ and ultimately we end with $w = [2, 4, \underline{1}, 5, 6, 3]$.

Given the signed permutation notation for an element $w \in W(B_n)$ we can easily calculate the left and right descent sets of w . The following proposition explains how.

Proposition 5.1.4. Let $w \in W(B_n)$. Then

$$\mathcal{R}(w) = \{s_i \in S \mid w(i) > w(i+1)\}$$

where $w(0) = 0$ by definition.

Proof. This is [2, Proposition 8.1.2]. □

We now will introduce the concept of signed pattern avoidance, which will help with the classification of the T-avoiding elements in Coxeter systems of type B_n . Our approach mimics the one found in [7]. Let $w \in W(B_n)$, and let $a, b, c \in \mathbb{Z}$. We say that w *contains the signed consecutive pattern* abc if there is some $i \in \{1, 2, \dots, n-2\}$ such that $(|w(i)|, |w(i+1)|, |w(i+2)|)$ is in the same relative order as $(|a|, |b|, |c|)$ and $\text{sgn}(w(i)) = \text{sgn}(a)$, $\text{sgn}(w(i+1)) = \text{sgn}(b)$, and $\text{sgn}(w(i+2)) = \text{sgn}(c)$, where typically one takes a, b, c to be a subset of the set $\{\pm 1, \pm 2, \pm 3\}$. We say that w *avoids the signed consecutive pattern* abc if there is no $i \in \{1, 2, \dots, n-2\}$ such that $(|w(i)|, |w(i+1)|, |w(i+2)|)$ is in the same consecutive order as $(|a|, |b|, |c|)$ such that $\text{sgn}(w(i)) = \text{sgn}(a)$, $\text{sgn}(w(i+1)) = \text{sgn}(b)$, and $\text{sgn}(w(i+2)) = \text{sgn}(c)$.

Example 5.1.5. Let $w \in W(B_4)$ with signed permutation

$$w = [\underline{2}, 4, \underline{1}, 3].$$

We see that w has the signed consecutive pattern $\underline{231}$, since $(|w(1)|, |w(2)|, |w(3)|)$ are in the same relative order as $(|-2|, |3|, |-1|)$, and $\text{sgn}(w(1)) = \text{sgn}(-2)$, $\text{sgn}(w(2)) = \text{sgn}(3)$, and $\text{sgn}(w(3)) = \text{sgn}(-1)$. However, w avoids the signed consecutive pattern $\underline{123}$.

Occasionally, we will need to factor $w \in W(B_n)$ in a specific manner. Let $I = \{s, t\}$ for $s, t \in S(B_n)$ such that s and t do not commute. Define W^I as the set of all $w \in W(B_n)$ such that $\mathcal{L}(w) \cap I = \emptyset$ and define $W_I = \langle s, t \rangle$. In [9], it is shown that any element $w \in W(B_n)$ can be written as $w = w^I w_I$ (reduced) where $w^I \in W^I$ and $w_I \in W_I$.

5.2 Signed Consecutive Patterns and Property T

By Theorem 4.2.1 there are no T_2 -avoiding elements in Coxeter systems of type B_n . If $n = 2$, there are 8 elements in $W(B_2)$. In this case, the T_1 -avoiding elements are

$$\begin{aligned} [12] &= e \\ [\underline{1}2] &= s_0 \\ [2\underline{1}] &= s_1 \end{aligned}$$

and the elements with Property T are

$$\begin{aligned} [\underline{2}1] &= s_1 s_0 \\ [2\underline{1}] &= s_0 s_1 \\ [1\underline{2}] &= s_1 s_0 s_1 \\ [\underline{2}1] &= s_0 s_1 s_0 \\ [\underline{1}2] &= s_0 s_1 s_0 s_1 = s_0 s_1 s_0 s_1. \end{aligned}$$

For the remainder of this section we assume that $n \geq 3$. There are $2^3 \cdot 3! = 48$ possible choices of signed consecutive triples as seen in the table below.

123	<u>123</u>	123	123	<u>123</u>	<u>123</u>	123	<u>123</u>
132	<u>132</u>	132	<u>132</u>	<u>132</u>	<u>132</u>	132	<u>132</u>
213	<u>213</u>	<u>213</u>	213	<u>213</u>	<u>213</u>	<u>213</u>	<u>213</u>
231	<u>231</u>	231	<u>231</u>	<u>231</u>	<u>231</u>	231	<u>231</u>
312	<u>312</u>	<u>312</u>	312	<u>312</u>	<u>312</u>	312	<u>312</u>
321	<u>321</u>	<u>321</u>	<u>321</u>	<u>321</u>	<u>321</u>	<u>321</u>	<u>321</u>

The following propositions provide a characterization of elements with Property T in Coxeter systems of type B_n for $n \geq 3$ in terms of pattern containment.

Proposition 5.2.1. An element $w \in W(B_n)$ has a reduced expression ending in $s_i s_{i+1} s_i$ where $m(s_i, s_{i+1}) = 3$ if and only if w contains one of the following signed consecutive patterns beginning at position i :

$$\begin{array}{cccc} 321 & 32\bar{1} & 123 & \bar{1}23 \\ 31\bar{2} & 31\bar{2} & 213 & \bar{2}13 \end{array}$$

Proof. Suppose w contains one of the signed consecutive patterns seen above. Then there is some i such that $w(i) > w(i+1) > w(i+2)$. By Proposition 5.1.4, $s_i, s_{i+1} \in \mathcal{R}(w)$. Since $m(s_i, s_{i+1}) = 3$ and $s_i, s_{i+1} \in \mathcal{R}(w)$, w ends in $s_i s_{i+1} s_i$ or $s_{i+1} s_i s_{i+1}$.

Conversely, suppose w has a reduced expression ending in $s_i s_{i+1} s_i$ where $m(s_i, s_{i+1}) = 3$. This implies that $w_I = s_i s_{i+1} s_i$ where $I = \{s_i, s_{i+1}\}$ which implies that $s_i, s_{i+1} \in \mathcal{R}(w)$. Since $s_i, s_{i+1} \in \mathcal{R}(w)$, we see that $w(i) > w(i+1) > w(i+2)$ by Proposition 5.1.4. Thus, w contains one of the signed consecutive patterns seen above. \square

Proposition 5.2.2. An element $w \in W(B_n)$ has a reduced expression ending in $s_i s_{i+1}$ where $m(s_i, s_{i+1}) = 3$ if and only if w contains one of the following consecutive patterns beginning at position i :

$$\begin{array}{cccc} 231 & 23\bar{1} & 123 & \bar{1}23 \\ \bar{1}32 & 13\bar{2} & \bar{2}13 & \bar{2}13 \end{array}$$

Proof. Suppose w contains one of the signed consecutive patterns seen above. Then there is some i such that $w(i+1) > w(i) > w(i+2)$. By Proposition 5.1.4, $s_{i+1} \in \mathcal{R}(w)$. Now multiplying on the right by s_{i+1} we see that $ws_{i+1}(i+1) = w(i+2)$ and $ws_{i+1}(i) = w(i)$. We know that $w(i+2) < w(i)$, which implies that $s_i \in \mathcal{R}(ws_{i+1})$, and hence w has a reduced expression that ends in $s_i s_{i+1}$.

Conversely, suppose that w has a reduced expression ending in $s_i s_{i+1}$ where $m(s_i, s_{i+1}) = 3$. Then $w(i+2) < w(i+1)$ and $w(i) < w(i+1)$. Since $s_i \in \mathcal{R}(ws_{i+1})$ we have $w(i+2) = ws_{i+1}(i+1) < ws_{i+1}(i) = w(i)$. Thus, we have that $w(i+1) > w(i) > w(i+2)$. Hence w contains one of the signed consecutive patterns from above. \square

Proposition 5.2.3. An element $w \in W(B_n)$ has a reduced expression ending in $s_{i+1}s_i$ where $m(s_i, s_{i+1}) = 3$ if and only if w contains one of the following consecutive patterns beginning at position i :

$$\begin{array}{cccc} 312 & \underline{312} & \underline{321} & \underline{321} \\ 231 & \underline{231} & \underline{132} & \underline{132} \end{array}$$

Proof. Suppose that w contains one of the signed consecutive patterns seen above. Then there is some i such that $w(i) > w(i+2) > w(i+1)$. By Proposition 5.1.4 we see that $s_i \in \mathcal{R}(w)$. Multiplying on the right by s_i we get $ws_i(i+1) = w(i)$ and $ws_i(i+2) = w(i+2)$. By above $w(i) > w(i+2)$, and by Proposition 5.1.4 $s_{i+1} \in \mathcal{R}(ws_i)$. This implies that w has a reduced expression ending in $s_{i+1}s_i$.

Conversely suppose w ends in a reduced expression with $s_{i+1}s_i$ where $m(s_i, s_{i+1}) = 3$. Then $w_I = s_{i+1}s_i$. We see that $w(i) > w(i+1)$ and $w(i+2) > w(i+1)$. Since $s_{i+1} \in \mathcal{R}(ws_i)$, we have $w(i+2) = ws_i(i+2) < ws_i(i+1) = w(i)$. From this we have $w(i) > w(i+2)$, so $w(i) > w(i+2) > w(i+1)$. Hence, w contains one of the signed consecutive patterns seen above. \square

Proposition 5.2.4. Let $w \in W(B_n)$. Then w has a reduced expression ending in s_1s_0 if and only if w contains one of the signed consecutive patterns:

$$\begin{array}{cccccccc} \underline{123} & \underline{123} & \underline{132} & \underline{132} & \underline{213} & \underline{213} & \underline{213} & \underline{213} \\ 312 & \underline{312} & \underline{312} & \underline{312} & \underline{321} & \underline{321} & \underline{321} & \underline{321} \end{array}$$

Proof. Suppose $w \in W(B_n)$ such that w ends with s_1s_0 . Then $s_0 \in \mathcal{R}(w)$ and $s_1 \in \mathcal{R}(ws_0)$. This implies that $ws_0(1) > ws_0(2)$ by Proposition 5.1.4. We see that $ws_0(1) = w(-1) = -w(1)$ and $ws_0(2) = 2$. Hence $-w(1) = ws_0(1) > ws_0(2) = w(2)$. Further, since $s_0 \in \mathcal{R}(w)$, we see that $w(0) > w(1)$. Notice that in all of the above patterns $w(0) > w(1)$ and $-w(1) > w(2)$.

Conversely, suppose $w \in W(B_n)$ contains one of the above signed consecutive patterns. Notice that in all of the above patterns $w(0) > w(1)$ and $-w(1) > w(2)$. Since $w(0) > w(1)$, we know that $s_0 \in \mathcal{R}(w)$. Multiplying on the right by s_0 we see that $ws_0(1) = -w(1)$ and $ws_0(2) = w(2)$. Note that since $ws_0(1) = -w(1) > w(2) = ws_0(2)$, $s_1 \in \mathcal{R}(ws_0)$. Thus, w ends with s_1s_0 . \square

Proposition 5.2.5. Let $w \in W(B_n)$. Then w has a reduced expression ending in s_0s_1 if and only if w contains one of the following signed consecutive patterns:

$$\begin{array}{cccccccc} \underline{213} & \underline{213} & \underline{231} & \underline{231} & \underline{321} & \underline{321} & \underline{312} & \underline{312} \\ \underline{123} & \underline{123} & \underline{132} & \underline{132} & \underline{123} & \underline{123} & \underline{132} & \underline{132} \end{array}$$

Proof. Suppose $w \in W(B_n)$ such that w ends with s_0s_1 . Then $s_1 \in \mathcal{R}(w)$ and $s_0 \in \mathcal{R}(ws_1)$. Then $ws_1(0) > ws_1(1)$. We see that $ws_1(0) = 0$ and $ws_1(1) = w(2)$. This implies that $0 = ws_1(0) > ws_1(1) = 2$. Further, since $s_1 \in \mathcal{R}(w)$ this implies that $w(1) > w(2)$. Thus, if w ends with s_0s_1 , then $w(1) > w(2)$ and $w(0) > w(2)$. Notice that in the above signed consecutive patterns, all of the patterns have $w(0) > w(2)$ and $w(1) > w(2)$.

Conversely, suppose $w \in W(B_n)$ contains one of the above signed consecutive patterns. Notice that in all of the above patterns $w(1) > w(2)$ and $w(0) > w(2)$. This implies that $s_1 \in \mathcal{R}(w)$. Multiplying w on the right by s_1 we see that $ws_1(0) = w(0)$ and $ws_1(1) = w(2)$. Note that since $ws_1(0) = w(0) > w(2) = ws_1(1)$, $s_0 \in \mathcal{R}(ws_1)$. Thus, w ends with s_0s_1 . \square

Remark 5.2.6. In Lemmas 5.2.1–5.2.5 we classified elements that end with a given structure. For each there is a begins with analog that can be quickly computed through evaluating the given signed consecutive patterns in w^{-1} . Notice that some patterns appear in more than one proposition. For example, the signed consecutive triple $3\underline{1}2$ appears in Proposition 5.2.2 and Proposition 5.2.5.

Proposition 5.2.7. Let $w \in W(B_n)$ such that each entry for w in the signed permutation notation is positive and both w and w^{-1} avoid the signed consecutive patterns 321 , 231 , and 312 , or $w(-1) = -1$ and every other entry is positive in the signed permutation notation. Then w is a product of commuting generators.

Proof. When all entries are positive this from an appropriate translation of [7, Lemma 2.2.9]. It quickly follows that if $w(1) = -1$, then $w = s_0u$ (reduced) where u is a product of commuting generators coming from \square

Proposition 5.2.8. Let $w \in W(B_n)$ such that w contains the signed consecutive pattern $\underline{231}$ and does not contain the signed consecutive pattern 231 . Then w has Property T.

Proof. Let $w \in W(B_n)$ such that w contains the signed consecutive pattern $\underline{231}$ and does not contain the signed consecutive pattern 231 .

Case (1): Suppose w has the signed permutation notation $w = [\underline{2}, 3, 1]$. This implies that $w = s_1s_0s_2$. Some reduced expression for w begins with a product of non-commuting generators. Thus, w has Property T.

Case (2): Suppose that w has the signed permutation notation $w = [\underline{a}, b, c, *, \dots, *]$ where \underline{abc} corresponds to the signed consecutive pattern $\underline{231}$, and $*$ indicates unknown values for $w(i)$ for $i = 4, 5, \dots, n$. We now consider the possible signed consecutive pattern $bc*$. The possibilities are: 312 , $3\underline{1}2$, 321 , $32\underline{1}$, 213 , or $21\underline{3}$. We know that b and c must be positive since they are positive in w and we also know that $b > c$ by the original signed consecutive

pattern. Note that by Propositions 5.2.1, and 5.2.3 all of these patterns imply that w has a reduced expression that begins or ends with a product of non-commuting generators. Thus, w has Property T.

Case (3): Suppose that w has the signed permutation notation

$$w = [* , \dots , * , \underline{a} , b , c , * , \dots , *]$$

where \underline{abc} corresponds to the signed consecutive pattern $\underline{231}$, and $*$ indicates unknown values for $w(i)$ for $|w(i)| \neq a, b, c$. We now consider the possible signed consecutive pattern $*ab$. The possibilities are: $\underline{123}$, $\underline{123}$, $\underline{213}$, $\underline{213}$, $\underline{231}$, $\underline{231}$, $\underline{312}$, $\underline{312}$, $\underline{312}$, or $\underline{312}$. Note that by Propositions 5.2.3, 5.2.4, and 5.2.5 all of these patterns imply that w has a reduced expression that begins or ends with a product of non-commuting generators. Thus, w has Property T. \square

Proposition 5.2.9. Let $w \in W(B_n)$ such that w contains the signed consecutive pattern $\underline{231}$. Then w has Property T.

Proof. Let $w \in W(B_n)$ such that w contains the signed consecutive pattern $\underline{231}$.

Case (1): Suppose w has the signed permutation notation $w = [\underline{2}, 3, \underline{1}]$. This implies that $w = s_0 s_1 s_0 s_2$. Some reduced expression for w begins with a product of non-commuting generators. Thus, w has Property T.

Case (2): Suppose that w has the signed permutation notation $w = [\underline{a}, b, \underline{c}, * , \dots , *]$ where \underline{abc} corresponds to the signed consecutive pattern $\underline{231}$, and $*$ indicates unknown values for $w(i)$ for $i = 4, 5, \dots, n$. We now consider the possible signed consecutive pattern $b\underline{c}*$. The possibilities are: $\underline{312}$, $\underline{312}$, $\underline{321}$, $\underline{321}$, $\underline{213}$, $\underline{213}$, $\underline{231}$, or $\underline{231}$. We know that b must be positive since it is positive in w , c must be negative since it is negative in w , and we also know that $|b| > |c|$ by the original signed consecutive pattern. Note that by Proposition 5.2.2 all of these patterns imply that w has a reduced expression that begins or ends with a product of non-commuting generators. Thus, w has Property T.

Case (3): Suppose that w has the signed permutation notation

$$w = [* , \dots , * , \underline{a} , b , \underline{c} , * , \dots , *]$$

where \underline{abc} corresponds to the signed consecutive pattern $\underline{231}$, and $*$ indicates unknown values for $w(i)$ for $|w(i)| \neq a, b, c$. We now consider the possible signed consecutive pattern $*ab$. The possibilities are: $\underline{123}$, $\underline{123}$, $\underline{132}$, $\underline{132}$, $\underline{213}$, $\underline{213}$, $\underline{231}$, $\underline{231}$, $\underline{312}$, $\underline{312}$, $\underline{321}$, or $\underline{321}$. We know that a must be negative, b must be positive and $|a| < |b|$ by the original signed permutation. Note that by Propositions 5.2.3, 5.2.4, and 5.2.5 all of these patterns imply that w has a reduced expression that begins or ends with a product of non-commuting generators. Thus, w has Property T. \square

Proposition 5.2.10. Let $w \in W(B_n)$ such that w contains the signed consecutive pattern $\underline{123}$ and does not contain the signed consecutive patterns 132 or $12\bar{3}$. Then w has Property T unless $n = 3$ in which case, w is T_1 -avoiding.

Proof. Let $w \in W(B_n)$ such that w contains the signed consecutive pattern $\underline{123}$ and does not contain the signed consecutive patterns 132 or $12\bar{3}$.

Case (1): Suppose w has the signed permutation notation $w = [\underline{123}]$. This implies that $w = s_0$. Clearly, w is a T_1 -avoiding element as it is a single generator.

Case (2): Suppose that w has the signed permutation notation $w = [\underline{a}, b, c, *, \dots, *]$ where \underline{abc} corresponds to the signed consecutive pattern $\underline{123}$, and $*$ indicates unknown values for $w(i)$ for $i = 4, 5, \dots, n$. We now consider the possible signed consecutive patterns $bc*$. The possibilities are: 231 , $23\bar{1}$, 132 , $13\bar{2}$, 123 , $12\bar{3}$. We know that b and c are positive, and we also know that $|b| < |c|$ by the original signed consecutive pattern. Note that by Propositions 5.2.2, and 5.2.5 all of these patterns imply that w has a reduced expression that begins or ends with a product of non-commuting generators. Thus, w has Property T.

Case (3): Suppose that w has the signed permutation notation

$$w = [*, \dots, *, \underline{a}, b, c, *, \dots, *]$$

where \underline{abc} corresponds to the signed consecutive pattern $\underline{123}$, and $*$ indicates unknown values for $w(i)$ for $|w(i)| \neq a, b, c$. We now consider the possible signed consecutive patterns $*\underline{ab}$. The possibilities are: $\underline{123}$, $\underline{12\bar{3}}$, $\underline{132}$, $\underline{13\bar{2}}$, $\underline{213}$, $\underline{21\bar{3}}$, $\underline{231}$, $\underline{23\bar{1}}$, $\underline{312}$, $\underline{31\bar{2}}$, $\underline{321}$, or $\underline{32\bar{1}}$. We know that a must be negative, b must be positive and $|a| < |b|$ by the original signed permutation. Note that by Propositions 5.2.3, 5.2.4, and 5.2.5 all of these patterns imply that w has a reduced expression that begins or ends with a product of non-commuting generators. Thus, w has Property T. \square

Proposition 5.2.11. Let $w \in W(B_n)$ such that w contains the signed consecutive pattern $\underline{132}$ and does not contain the signed consecutive pattern 213 . Then w has Property T unless $n = 3$ in which case, w is T_1 -avoiding..

Proof. Let $w \in W(B_n)$ such that w contains the signed consecutive pattern $\underline{132}$ and does not contain the signed consecutive pattern 213 .

Case (1): Suppose w has the signed permutation notation $w = [\underline{132}]$. This implies that $w = s_0s_2$. Clearly, w is a T_1 -avoiding element as it is a product of commuting generators.

Case (2): Suppose that w has the signed permutation notation $w = [\underline{a}, b, c, *, \dots, *]$ where \underline{abc} corresponds to the signed consecutive pattern $\underline{132}$, and $*$ indicates unknown values for $w(i)$ for $i = 4, 5, \dots, n$. We now consider the possible signed consecutive pattern $bc*$. The possibilities are: 231 , $23\bar{1}$, 132 , $13\bar{2}$, 123 , or $12\bar{3}$. We know that b and c are positive, and we also know that $|b| < |c|$ by the original signed consecutive pattern. Note that by

Propositions 5.2.1, 5.2.3, and 5.2.7 all of these patterns imply that w has a reduced expression that begins or ends with a product of non-commuting generators. Thus, w has Property T.

Case (3): Suppose that w has the signed permutation notation

$$w = [* , \dots , * , \underline{a} , b , c , * , \dots , *]$$

where \underline{abc} corresponds to the signed consecutive pattern $\underline{132}$, and $*$ indicates unknown values for $w(i)$ for $w(i) \neq a, b, c$. We now consider the possible signed consecutive pattern $*\underline{ab}$. The possibilities are: $\underline{312}$, $\underline{312}$, $\underline{213}$, $\underline{213}$, $\underline{321}$, $\underline{321}$, $\underline{123}$, $\underline{123}$, $\underline{132}$, $\underline{132}$, $\underline{231}$, or $\underline{231}$. We know that a must be negative, b must be positive and $|a| < |b|$ by the original signed permutation. Note that by Propositions 5.2.3, 5.2.4, and 5.2.5 all of these patterns imply that w has a reduced expression that begins or ends with a product of non-commuting generators. Thus, w has Property T. \square

Remark 5.2.12. Notice that in Propositions 5.2.8, 5.2.10 and 5.2.11 Suppose that $w = [\underline{a}, b, c, d, *, \dots, *]$ where $*$ indicates unknown values for $w(i)$ for $i = 5, 6, \dots, n$. When \underline{abc} is the signed consecutive pattern $\underline{231}$ and bcd is the signed consecutive pattern $\underline{213}$, we know that w does not have Property T on the right. However, by Theorem 4.2.1, we know that w must then have Property T on the left. The same goes for when \underline{abc} is the signed consecutive pattern $\underline{123}$ and bcd is either the signed consecutive pattern $\underline{123}$ or the signed consecutive pattern $\underline{132}$. Also when \underline{abc} is the signed consecutive pattern $\underline{132}$ and bcd is the signed consecutive pattern $\underline{213}$.

5.3 Future Work

In Sections 3.1–3.4, we relayed the known results involving T-avoiding elements in types $\widetilde{A}_n, A_n, D_n, F_4$, and F_5 , and proved results involving T-avoiding elements in type $I_2(m)$. It remains to be shown that the conjecture in Section 3.1 regarding the classification of the T_2 -avoiding elements in type \widetilde{A}_n holds. The classification of T_2 -avoiding elements in Coxeter systems of type F_n for $n \geq 6$ also remains open.

We also portrayed several other Coxeter systems in Figures 1.2 and 1.3. The classification of T_2 -avoiding elements in the Coxeter systems of type E_n remains an open problem. However, we do know that these groups have T_2 -avoiding elements as $W(D_n)$ (which has T_2 -avoiding elements) is a parabolic subgroup of $W(E_n)$. The classification of T_2 -avoiding elements in the Coxeter systems of type H_n is also an open problem.

A majority of the irreducible affine Coxeter systems currently do not have a classification of the T-avoiding elements. Specifically, Coxeter systems of type $\widetilde{B}_n, \widetilde{D}_n, \widetilde{E}_6, \widetilde{E}_7, \widetilde{E}_8$, and \widetilde{G}_4 do not have a classification. Future work could include classifying the T-avoiding elements of the Coxeter systems mentioned above.

Bibliography

- [1] S.C. Billey and B.C. Jones. Embedded factor patterns for Deodhar elements in Kazhdan–Lusztig theory. *Ann. Comb.*, 11(3–4):285–333, 2007.
- [2] A Björner and F Brenti. *Combinatorics of Coxeter groups*. 2005.
- [3] D.C. Ernst. Non-cancellable elements in type affine C Coxeter groups. *Int. Electron. J. Algebr.*, 8, 2010.
- [4] C.K. Fan. Structure of a Hecke algebra quotient. *J. Amer. Math. Soc.*, 10:139–167, 1997.
- [5] C.K. Fan and R.M. Green. On the affine Temperley–Lieb algebras. *Jour. L.M.S.*, 60:366–380, 1999.
- [6] M. Geck and G. Pfeiffer. *Characters of finite Coxeter groups and Iwahori–Hecke algebras*. 2000.
- [7] T. Gern. *Leading Coefficients of Kazhdan–Lusztig Polynomials in Type D*. PhD, University of Colorado, 2013.
- [8] R.M. Green. Star reducible Coxeter groups. *Glas. Math. J.*, 48:583–609, 2006.
- [9] J.E. Humphreys. *Reflection Groups and Coxeter Groups*. 1990.
- [10] D. Kazhdan and G. Lusztig. Representations of Coxeter groups and Hecke algebras. *Inven. Math.*, 53:165–184, 1979.
- [11] G. Lusztig. Cells in affine Weyl groups, I. In *Collection*, pages 255–287. 1985.
- [12] J.R. Stembridge. On the fully commutative elements of Coxeter groups. *J. Algebr. Comb.*, 5:353–385, 1996.